



**LYNNWOOD**  
WASHINGTON

# CITY CENTER STREETScape PLAN

SEPTEMBER, 2014

REV JANUARY 2017

Revisions:

February, 2020 - Type II Streetlights & Banners

May, 2020 - Prominent Crosswalk Design

August, 2021 - Regulatory Sign Placement

## TABLE OF CONTENTS

<b>Introduction.....</b>	<b>5</b>	<i>Standard Benches - Streetscape Type 4, Pedestrian Promenade .....</i>	<i>47</i>
Definitions.....	6	<i>Custom Benches .....</i>	<i>48</i>
<b>City Center Streetscape Types .....</b>	<b>9-27</b>	<i>Receptacles.....</i>	<i>50</i>
Streetscape Type 1 .....	10	<i>Bicycle Racks.....</i>	<i>51</i>
Streetscape Type 2.....	12	<i>Heavy Duty Security Bollards .....</i>	<i>52</i>
Streetscape Type 3 Core.....	14	<i>Decorative Bollards .....</i>	<i>52</i>
Streetscape Type 3 Extension.....	16	<i>Cement Concrete Planters .....</i>	<i>53</i>
Streetscape Type 4.....	18	<b>Utility Standards.....</b>	<b>54-55</b>
Pedestrian Promenade .....	20	<i>Decorative Utility Covers .....</i>	<i>54</i>
Gateway Intersection.....	22	<i>Media Storage Boxes.....</i>	<i>55</i>
Prominent Intersections.....	24	<i>Utility Boxes .....</i>	<i>55</i>
Celebratory Corners.....	26	<b>Street Tree &amp; Landscape Standards .....</b>	<b>56-63</b>
<b>City Center Streetscape Standards .....</b>	<b>29-63</b>	<i>Standard Street Tree Grates .....</i>	<i>56</i>
Pedestrian Amenity Clusters .....	30	<i>Panel Street Tree Grates .....</i>	<i>57</i>
<b>Hardscape Standards .....</b>	<b>32-35</b>	<i>Filterra Stormwater Bioretention Filtration System .....</i>	<i>58</i>
<i>Standard Sidewalk Pavement.....</i>	<i>32</i>	<i>Street Trees - Streetscape Type 1, Streetscape Type 2.....</i>	<i>59</i>
<i>Standard Crosswalk.....</i>	<i>33</i>	<i>Street Trees - Streetscape Type 3, Streetscape Type 4.....</i>	<i>60</i>
<i>Decorative Crosswalk.....</i>	<i>32</i>	<i>Accent Trees.....</i>	<i>61</i>
<i>Planted Roadway Median.....</i>	<i>33</i>	<i>Planters .....</i>	<i>62</i>
<i>Sidewalk Accent Pavement .....</i>	<i>34</i>	<b>Appendix A: List of Lynnwood City Center Standard Details.....</b>	<b>65</b>
<b>Illumination &amp; Signage Standards.....</b>	<b>36-45</b>	<b>Appendix B: City of Lynnwood City Center Roadway Standards .....</b>	<b>67</b>
<i>Street &amp; Pedestrian Lighting - Streetscape Type 1 .....</i>	<i>36</i>	<b>Appendix C: Plant Photos.....</b>	<b>69</b>
<i>Street &amp; Pedestrian Lighting - Streetscape Type 2 .....</i>	<i>37</i>	<b>Appendix D: References &amp; Background Documents .....</b>	<b>73</b>
<i>Street &amp; Pedestrian Lighting - Streetscape Type 3 Core.....</i>	<i>38</i>		
<i>Street &amp; Pedestrian Lighting - Streetscape Type 3 Extension.....</i>	<i>39</i>		
<i>Street &amp; Pedestrian Lighting - Streetscape Type 4 .....</i>	<i>40</i>		
<i>Street &amp; Pedestrian Lighting - Pedestrian Promenade.....</i>	<i>41</i>		
<i>Intersection Lighting &amp; Illuminated Street Name Signs.....</i>	<i>42</i>		
<i>Standard Street Name Signs.....</i>	<i>43</i>		
<i>Standard Sign Poles .....</i>	<i>43</i>		
<i>Accent Lighting .....</i>	<i>44</i>		
<b>Site Furniture Standards .....</b>	<b>46-53</b>		
<i>Standard Benches - Streetscape Types 1, 2 &amp; 3.....</i>	<i>46</i>		

## ACKNOWLEDGEMENTS

**City of Lynnwood**  
 Mayor Nicola Smith  
 Lynnwood City Council  
 City Center Work Group

**Consultant**  
 KPG, Inc.

**Special thanks to the City of Lynnwood:**

- Arts Commission
- Planning Commission
- Diversity Commission
- Parks and Recreation Board
- Public Facilities District

## PURPOSE OF THIS DOCUMENT

The City Center will serve as the social, commercial and cultural heart of the community. This document provides guidance for the design and development of the City Center Streetscape. The development of the City Center Streetscape Plan stems from City Center Sub-Area Plan Urban Design Policies 1, 2, 9, and 11.

The Standards in the City Center Streetscape Plan have been established to facilitate and streamline permitting by providing pre-approved elements. They assure over time that the City Center streetscape design, including the materials and furnishings used, create a distinct cohesive identity and attractive ambience for the City Center. These highly visible improvements are vital to the success of the City Center, providing spaces for the everyday interaction of people,

community events, and for development of adjoining private property.

The City Center Streetscape Plan is intended to build upon the City Center Sub-Area Plan, City Center zoning and the City Center Design Guidelines. The Plan will help advance the revitalization process, create safer public spaces, and generate a greater sense of community pride and economic vitality. The revitalized streets within the City Center will help attract new residents, businesses and visitors to the richness of Lynnwood's urban landscape.

*This document supersedes the City Center Design Guidelines and all other previous City Center visioning documents.*

## HOW TO USE THIS DOCUMENT

**Step 1.** Locate the project on the [Streetscape Types Map](#) (page 9) to determine which Streetscape Type(s) applies.



**Step 2.** Use the [Key](#) to locate the page(s) specific to the relevant Streetscape Type(s).


**Step 3.** Take a look at the plan- and section-view graphics; they illustrate which [Streetscape Elements](#) are required (or optional) for a given Streetscape Type and provide basic information on quantity and/or spacing.



**Step 4.** Use the orange bubbles, and the [Key](#), to locate the page(s) specific to the relevant Streetscape Elements.



**Step 5.** The [City Center Streetscape Standards](#) page(s) for each Streetscape Element provides detailed specifications (for *standard items*) or characteristics (for *custom items*), as well as photos/graphics and specific information on location, quantity and spacing requirements.



**Step 6.** Review the [Appendices](#) for references to relevant Standard Details, Roadway Standards, Reference Documents, and photos of trees and plants.

**Step 7. DON'T FORGET!** This document is merely a guide; all roadway and streetscape design must be approved by the City of Lynnwood.

## ABBREVIATIONS

- **Approx.**..... Approximately
- **Dia.**.....Diameter
- **Ht.**..... Height
- **Max.**..... Maximum
- **Min.**.....Minimum
- **Typ.**..... Typical
- **O.C.**..... On-Center
- **O.D.**..... Outside Diameter
- **I.D.**.....Inside Diameter



# INTRODUCTION | WHAT IS A STREETScape?

**Streetscape: the appearance or view of a street.**

street·scape *noun* \ˈstrēt-,skāp\ Source: *merriam-webster.com*

In the Lynnwood City Center, this area includes, but is not limited to, the sidewalk surface, medians, crosswalks, street trees, lighting and furnishings. Furnishings can include, but are not limited to, benches, planters, tree grates, litter and recycling receptacles, bicycle racks, transit shelters, newsstands, bollards and banners. The sidewalk surface generally runs from the building face to the street curb and may include public plazas.

## DESIGN

The streetscape design approach offers a contemporary, urban, pedestrian theme, with durable, low-maintenance materials, following low-impact development principles where possible. The Streetscape Plan classifies the streets by design 'types' that reflect the character of the area in which they are located. Streetscape overlays address the treatment of Gateways, Celebratory Corners and Prominent Intersections. With careful implementation, the Streetscape Plan will create a unique character for the City Center, providing an attractive, safe and pedestrian-friendly environment.

Approved designs based on guidelines for streetscapes are subject to the Lynnwood Municipal Code, Title 12: 12.12.020 and 12.12.030.



## DESIGN PRINCIPLES

- *Attract and support pedestrian activity*
- *Create character and a sense of place and community*
- *Humanize the streets*
- *Design for aesthetics as well as function*
- *Create an appealing and safe environment for pedestrians*
- *Utilize sustainable options*



contemporary  
urban  
unique  
pedestrian-friendly

## DEFINITIONS

---

- **Crime Prevention Through Environmental Design (CPTED):** A multi-disciplinary approach to deterring criminal behavior through environmental design. CPTED strategies employ design to create safer spaces.
- **Gateway Intersection, Prominent Intersections, Celebratory Corners:** Major City Center intersections and access points into the City Center are identified as Gateway or Prominent Intersections or Celebratory Corners. These intersections shall have unique features that provide orientation and identity for the City Center.
  1. **Gateway Intersection:** Identify major entrance to the City Center at [196<sup>th</sup> Street SW & 36<sup>th</sup> Avenue W](#), building upon the improvements of the Lynnwood Convention Center
  2. **Prominent Intersections:** Identify the major arterial intersections at [44<sup>th</sup> Avenue W & 196<sup>th</sup> Street SW](#) and at [44<sup>th</sup> Avenue W & Alderwood Mall Blvd](#)
  3. **Celebratory Corners:** Identify the major intersections along the Promenade Street (see below) at [44<sup>th</sup> Avenue W](#), [42<sup>nd</sup> Avenue W](#) and [40<sup>th</sup> Avenue W](#)
- **Low Impact Development (LID):** A stormwater management strategy that emphasizes on-site management, conservation and use of natural site features integrated with stormwater controls to mimic natural hydrologic patterns in urban settings. Low Impact Development employs principles that preserve and recreate natural landscape features, minimizing impervious surfaces to create site drainage that treats stormwater as a resource rather than a waste product, e.g. bioretention facilities, rain gardens, vegetated rooftops, rain barrels, and permeable pavements.
- **Promenade Street (“Main Street” 198<sup>th</sup> Street SW):** Refers to the public street along 198<sup>th</sup> St. SW identified in the City Center Sub-Area Plan bounded on the east by 40<sup>th</sup> Avenue W and on the west by 44<sup>th</sup> Avenue W, unless 198<sup>th</sup> Street SW is extended west of 44<sup>th</sup> Avenue in which case the west boundary shall be the westerly terminus of 198<sup>th</sup> Street SW within the City Center.
- **Promenade Walkway:** Refers to the pedestrian connection conceptually illustrated in the City Center Sub-Area Plan that connects the Promenade Street (“Main Street”) to the Transit Center on the south and the Convention Center and towards Alderwood Mall on the north.
- **Public Art:** The term “Public Art” applies to any art (irrespective of ownership) which is lawfully exhibited in a publicly available space. Public Art can be in the form of painting, mural, mosaic, sculpture, landscaping, or other work of art, as long as it can be appraised as a work of art and its value documented. Public Art can be displayed on buildings, at or near pedestrian entrances, sidewalks, in plazas or parks.

Public Art attracts people and humanizes the urban landscape. Art will add character and strengthen the community of the City Center, inviting people to explore by moving them from one art piece to another. Lynnwood has an established public art program, much of which has been funded by the “1% for Arts” program generated by city construction projects.
- **Streetscape:** The streetscape throughout this plan generally refers to the exterior public spaces located between street curbs and building facades (the sidewalks), but also refers to urban roadway design as it impacts street users, both pedestrian and vehicular. Streetscapes can have a significant effect on how people perceive and interact with their community. If they are safe and inviting to pedestrians, people are more likely to walk which helps reduce automobile traffic, improve public health, stimulate local economic activity, and attracts residents and visitors to a community.
- **Streetscape Types:** There are four main types of streetscapes for the public right of ways with different standards and amenities to improve the pedestrian environment. These types mitigate the volume, speed and width of the vehicular traffic and strategically implement place-making and use of the sidewalks spaces to increase pedestrian and social activity. Other streetscape walkways and overlays include the Promenade Walkway, Gateway Intersection, Prominent Intersections and Celebratory Corners.

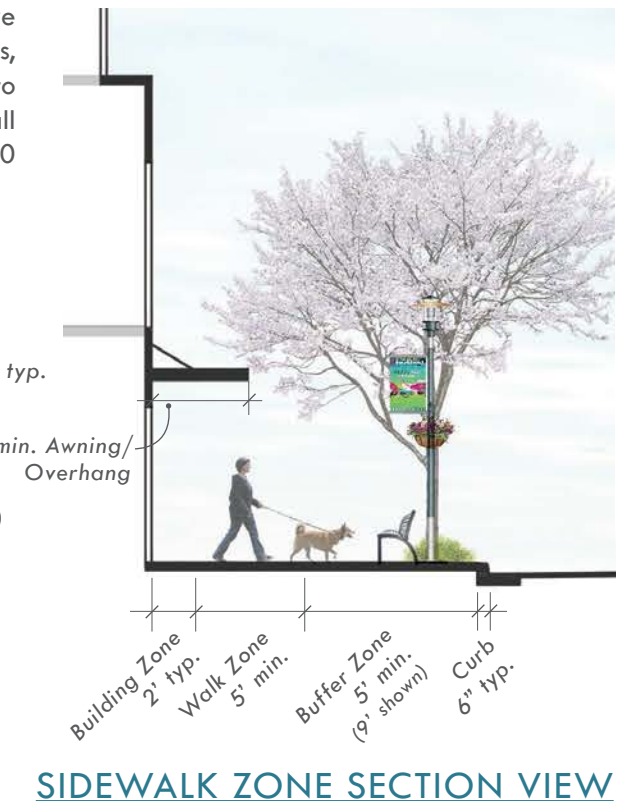
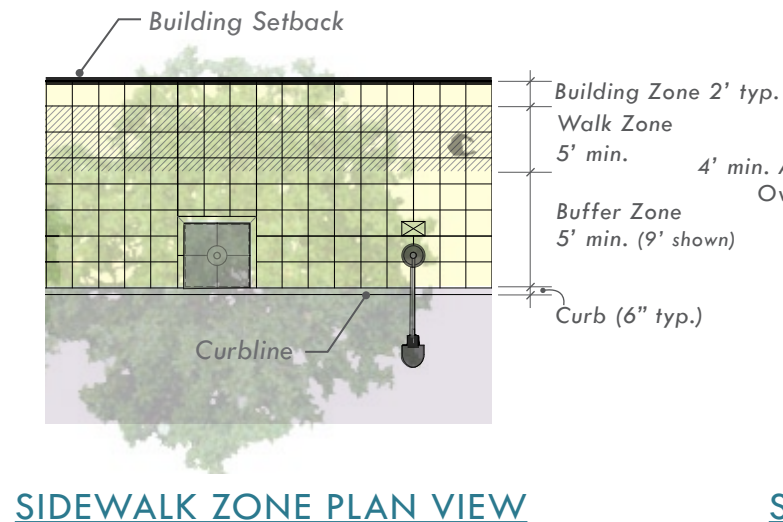
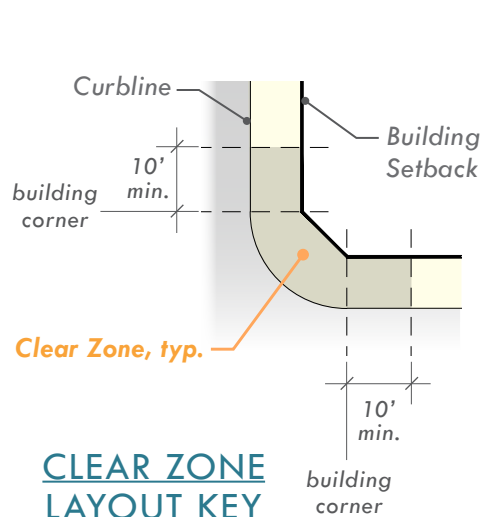
## SIDEWALK ZONES

The sidewalk portion of the streetscape shall consist of three main sidewalk zones:

- **Building Zone (2' width):** The Building Zone allows for access to building entrances, room for window shopping, and protection from inclement weather through awnings and building overhangs. Café seating and other pedestrian amenities may be appropriate for encroachment into the Building Zone as long as the minimum clear Walk Zone width is maintained. This zone is paved and may also provide space for small portable signage, movable planters or outdoor displays.
- **Walk Zone (5' min. width):** The Walk Zone allows for unobstructed pedestrian movement on the sidewalk between the Buffer Zone and the Building Zone. The Walk Zone should be increased proportionally to the overall sidewalk dimension.
- **Buffer Zone (5' min. width):** The Buffer Zone is located closest to the street and serves as a separation between pedestrians and vehicles. This zone may include a variety of amenities including street trees, lighting, street furniture, planters, utilities, parking meters and Public Art. Street trees installed in tree grates shall be provided in the Buffer Zone. The width of the Buffer Zone may be increased proportionally to the overall sidewalk dimension to accommodate larger seating areas. NOTE: Buffer Zone clear width does not include width of 6" curb.

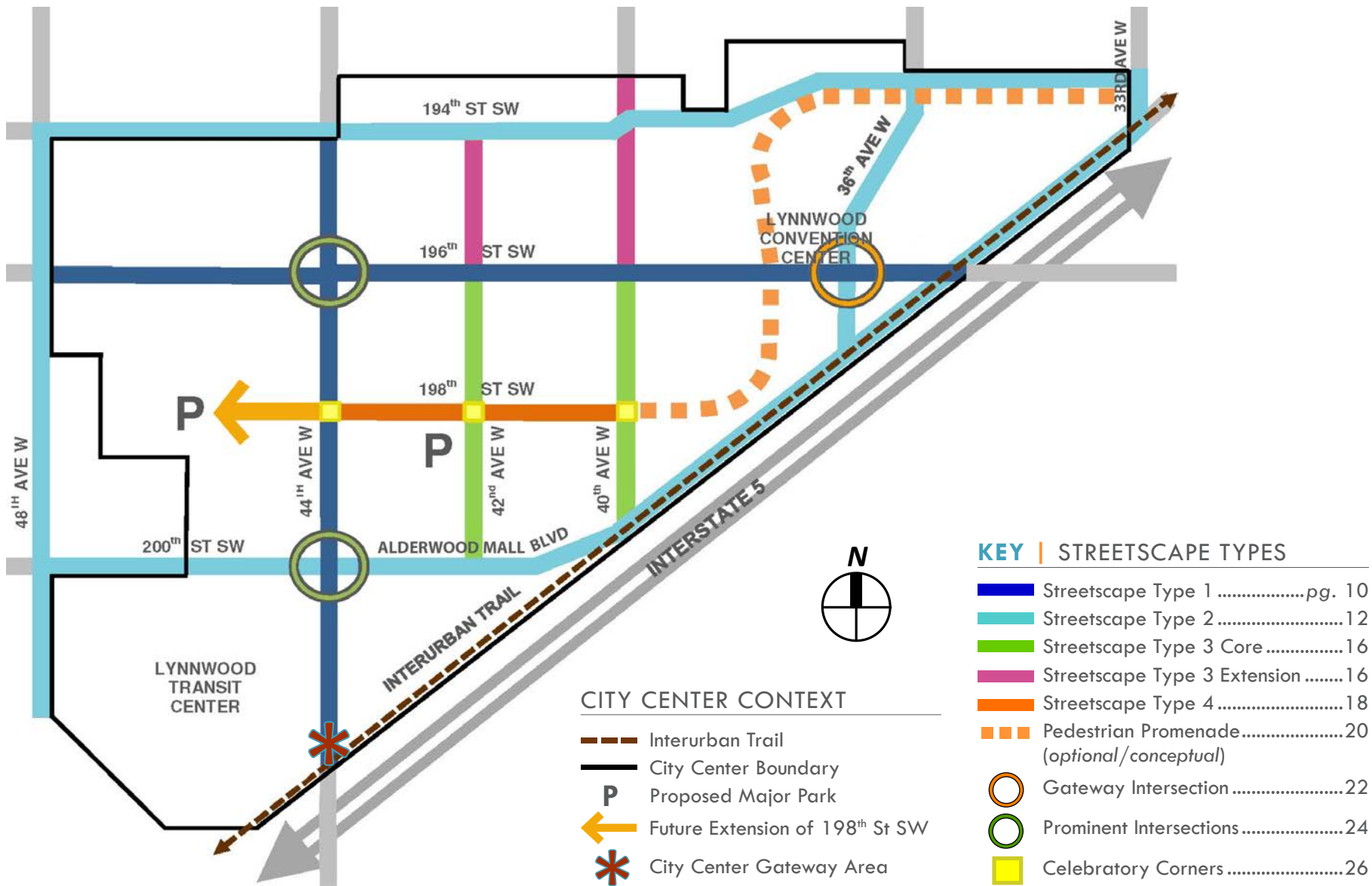
**Pedestrian Clear Zones at Sidewalk Intersections:** Clear zones are sidewalk areas at intersections where only public fixtures, such as traffic lights, traffic signal equipment (such as signal control cabinets), street signs, signal poles and similar are permitted. This may not be possible at all intersections but serves as a model to accommodate the high pedestrian volumes that occur at sidewalk intersections. In addition these areas shall provide safe viewing distances for pedestrians as well as motorists. The Clear Zone begins a minimum of 10 feet from the corner of each building facade and extends perpendicular to the curb face.

**Other Requirements:** Placement of sidewalk amenities must conform to City requirements.





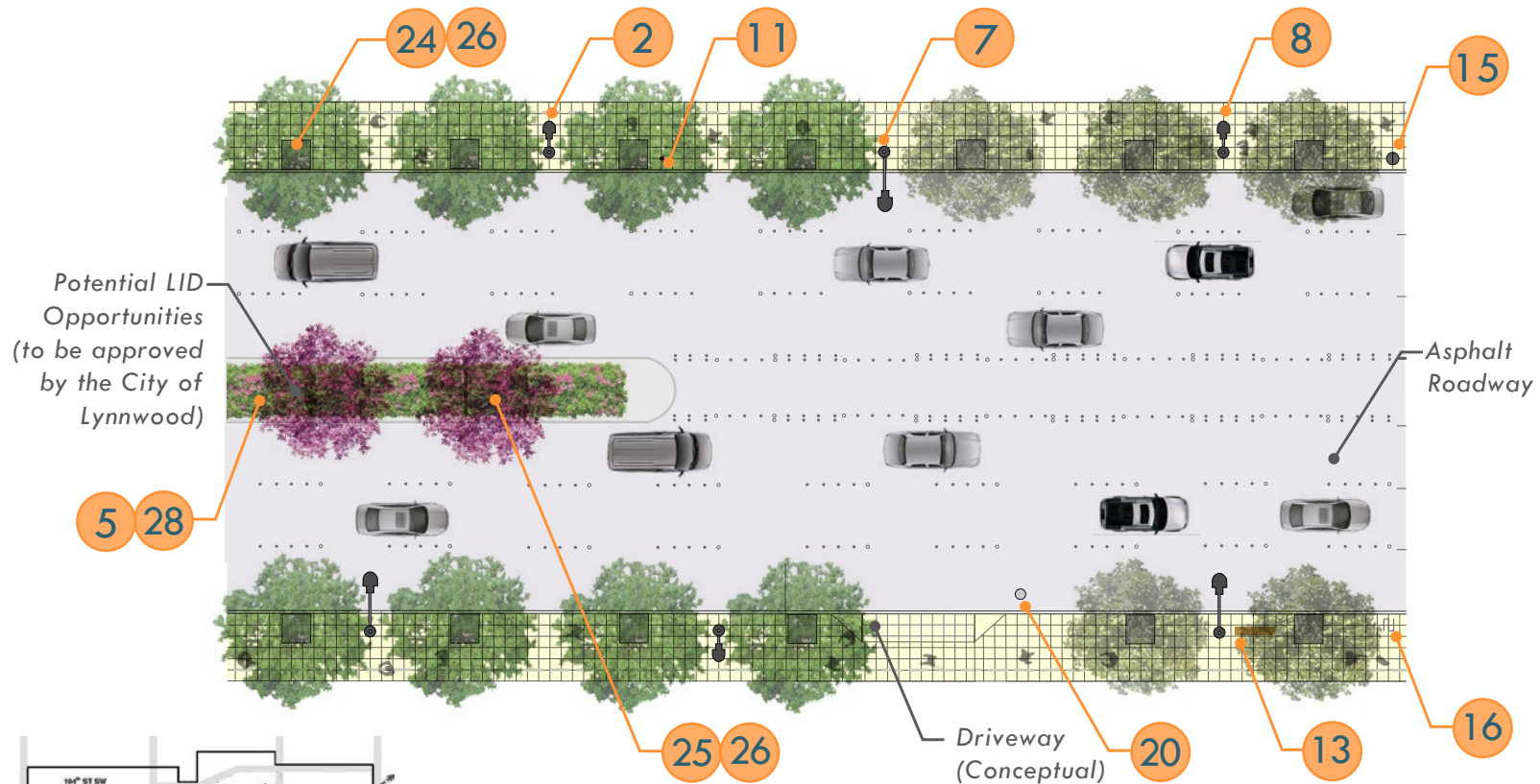
# CITY CENTER STREETScape TYPES





# CITY CENTER STREETScape TYPES | STREETScape TYPE 1

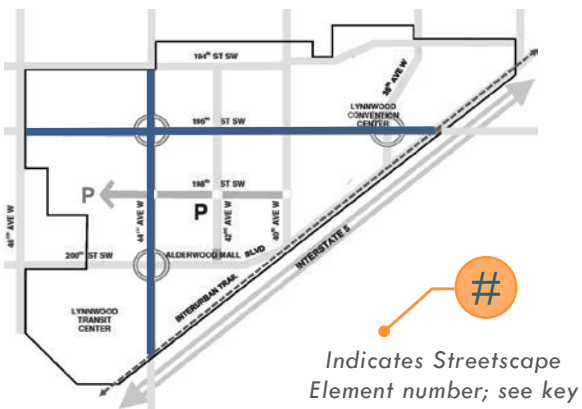
44<sup>TH</sup> AVENUE W • 196<sup>TH</sup> STREET SW



Potential LID Opportunities (to be approved by the City of Lynnwood)

Asphalt Roadway

Driveway (Conceptual)



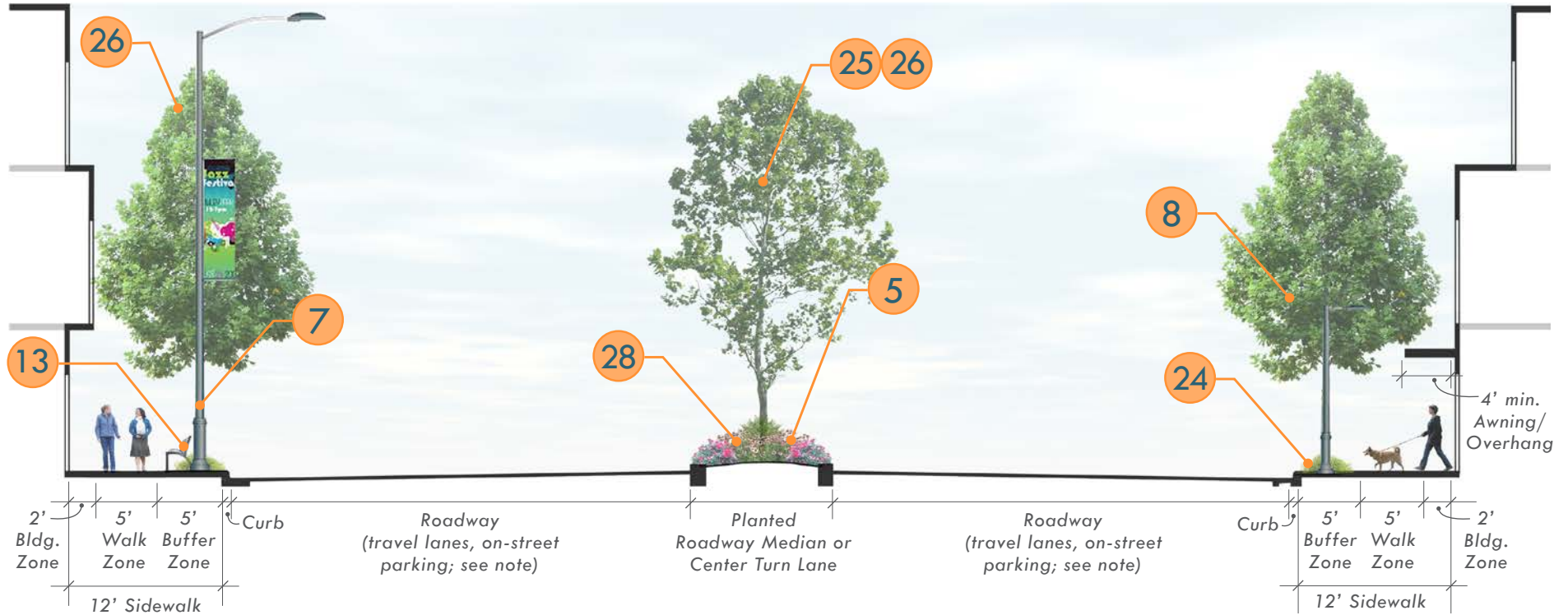
Indicates Streetscape Element number; see key

Streetscape Type 1 is designated for major streets that carry high volumes of traffic. The intent is to provide beautification of these significant streets, and create a comfortable pedestrian walking environment that serves people in addition to vehicles.

**NOTE:** Layout shown is for illustrative purposes only; actual roadway and streetscape design to be approved by the City of Lynnwood. See Appendix B for specific roadway sections including number of travel lanes, on-street parking requirements and multi-modal facilities.

CITY CENTER STREETScape TYPES | STREETScape TYPE 1

44<sup>TH</sup> AVENUE W • 196<sup>TH</sup> STREET SW

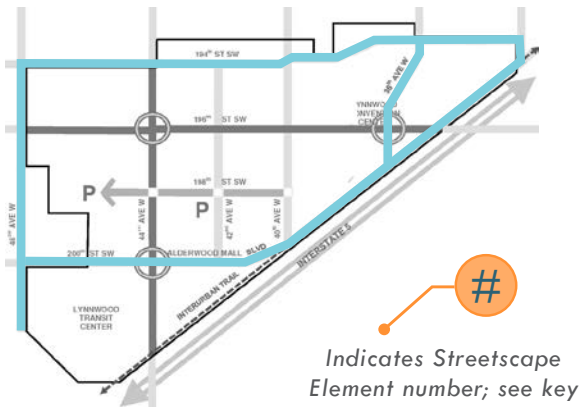
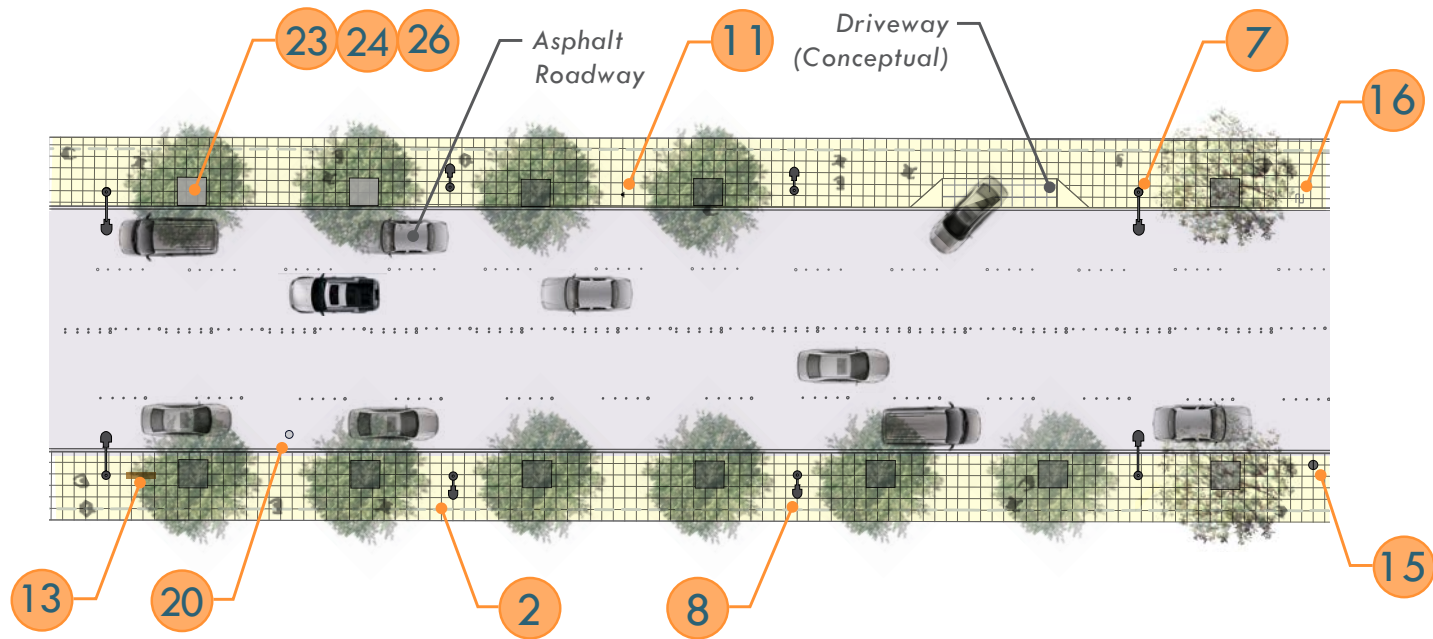


**KEY | STREETScape TYPE 1 REQUIRED ELEMENTS** (see *City Center Streetscape Standards*, pages 29-63, for full requirements)

2 Standard Sidewalk Pavement .....pg. 32	16 Bicycle Rack [two (2) min. per block w/in 30' of intersection] .....pg. 51
5 Planted Roadway Median ..... 33	20 Decorative Utility Covers (as required)..... 54
7 Street Lighting, typ. [120' O.C., staggered] ..... 36	24 Panel Street Tree Grate [30' O.C., paired]..... 57
8 Pedestrian Lighting, typ. [120' O.C., staggered]..... 36	25 Filterra Stormwater Bioretention Filtration System (optional) ..... 58
11 Standard Sign Pole (as required)..... 43	26 Street Tree, typ. [30' O.C., paired]..... 59
13 Standard Bench [two (2) min. per block w/in 100' of intersection].....46	28 Planter (w/in Planted Roadway Median) ..... 62
15 Receptacle [two (2) min. per block w/in 30' of intersection].....50	

## CITY CENTER STREETScape TYPES | STREETScape TYPE 2

33<sup>RD</sup> AVENUE W • 36<sup>TH</sup>/37<sup>TH</sup> AVENUE W • 48<sup>TH</sup> AVENUE W • 194<sup>TH</sup> STREET SW • 200<sup>TH</sup> STREET SW • ALDERWOOD MALL BLVD



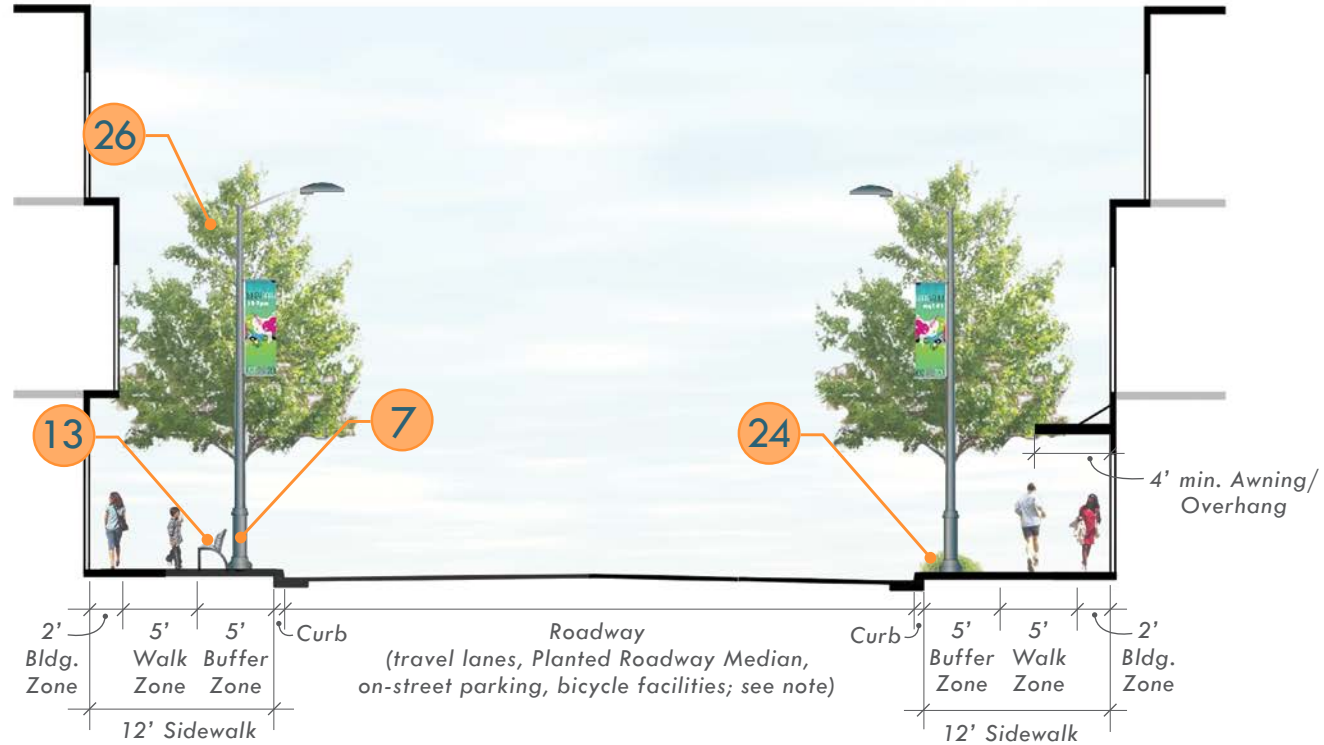
Streetscape Type 2 is designated for streets that carry high to moderate volumes of traffic around the edges of the City Center. The intent is to provide beautification of these streets to establish pedestrian-supportive connections throughout the City Center and a comfortable pedestrian walking environment.

**NOTE:** Layout shown is for illustrative purposes only; actual roadway and streetscape design to be approved by the City of Lynnwood. See Appendix B for specific roadway sections including number of travel lanes, on-street parking requirements and multi-modal facilities.



CITY CENTER STREETScape TYPES | STREETScape TYPE 2

33<sup>RD</sup> AVENUE W • 36<sup>TH</sup>/37<sup>TH</sup> AVENUE W • 48<sup>TH</sup> AVENUE W • 194<sup>TH</sup> STREET SW • 200<sup>TH</sup> STREET SW • ALDERWOOD MALL BLVD

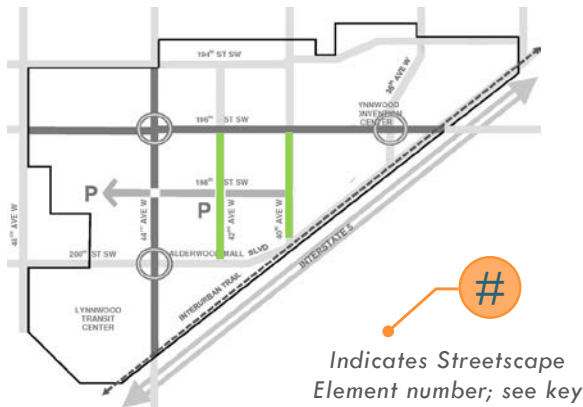
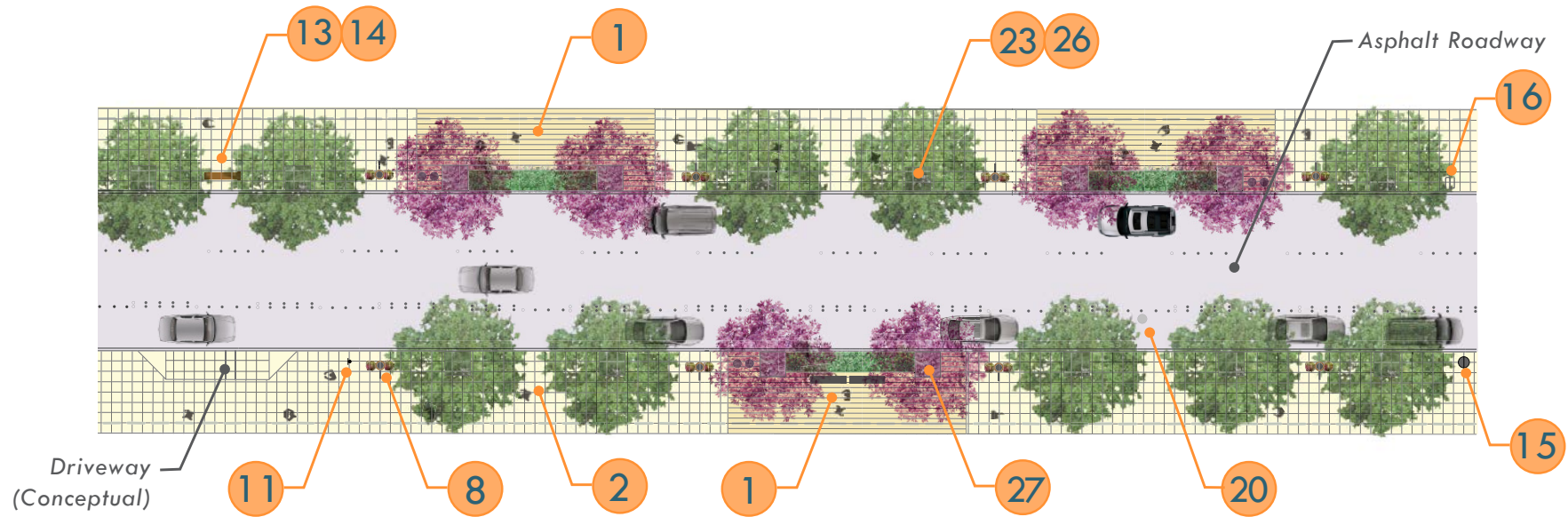


**KEY | STREETScape TYPE 2 REQUIRED ELEMENTS** (see *City Center Streetscape Standards*, pages 29-63, for full requirements)

- 2 Standard Sidewalk Pavement ..... pg. 32
- 7 Street Lighting, typ. [180' O.C., paired].....37
- 8 Pedestrian Lighting, typ. [60' O.C., paired].....37
- 11 Standard Sign Pole (as required)..... 43
- 13 Standard Bench [two (2) min. per block w/in 100' of intersection].....46
- 15 Receptacle [two (2) min. per block w/in 30' of intersection].....50
- 16 Bicycle Rack [two (2) min. per block w/in 30' of intersection] ..... pg. 51
- 20 Decorative Utility Covers (as required).....54
- 23 Standard Street Tree Grate, typ. [30' O.C., paired].....56
- 24 Panel Street Tree Grate (optional alternate to standard).....57
- 26 Street Tree, typ. [30' O.C., paired].....59

## CITY CENTER STREETScape TYPES | STREETScape TYPE 3 CORE

40<sup>TH</sup> AVENUE W • 42<sup>ND</sup> AVENUE W | FROM 196<sup>TH</sup> STREET SW TO ALDERWOOD MALL BLVD

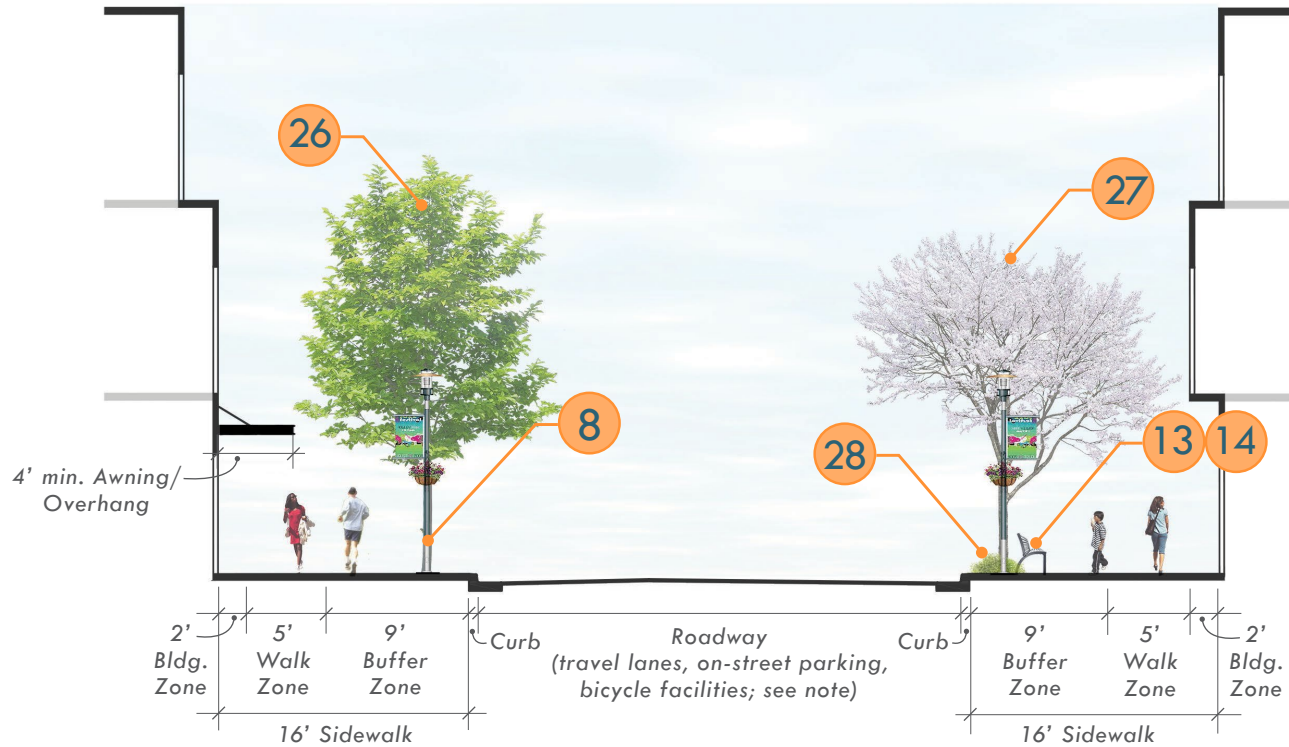


Streetscape Type 3 is designated for certain streets that focus on pedestrians and create north/south connections through the heart of the City Center. These streets connect to the Interurban Trail, the Promenade Street, 200<sup>th</sup> Street SW, future light rail stations, the Alderwood-City Center Transition Area and the Alderwood Mall area. Streetscape Type 3 creates a visible network of pedestrian-oriented streets where attention is given to the aesthetic environment.

**NOTE:** Layout shown is for illustrative purposes only; actual roadway and streetscape design to be approved by the City of Lynnwood. See Appendix B for specific roadway sections including number of travel lanes, on-street parking requirements and multi-modal facilities.

CITY CENTER STREETScape TYPES | STREETScape TYPE 3 CORE

40<sup>TH</sup> AVENUE W • 42<sup>ND</sup> AVENUE W | FROM 196<sup>TH</sup> STREET SW TO ALDERWOOD MALL BLVD

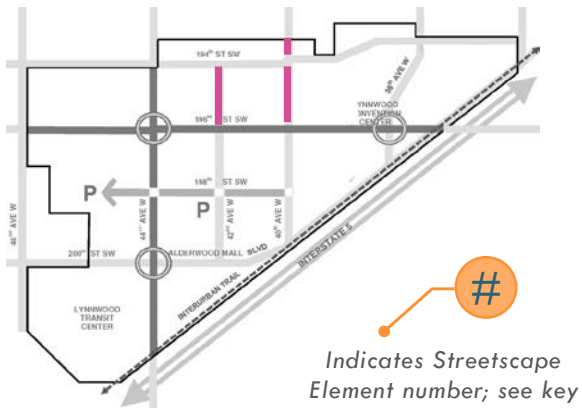
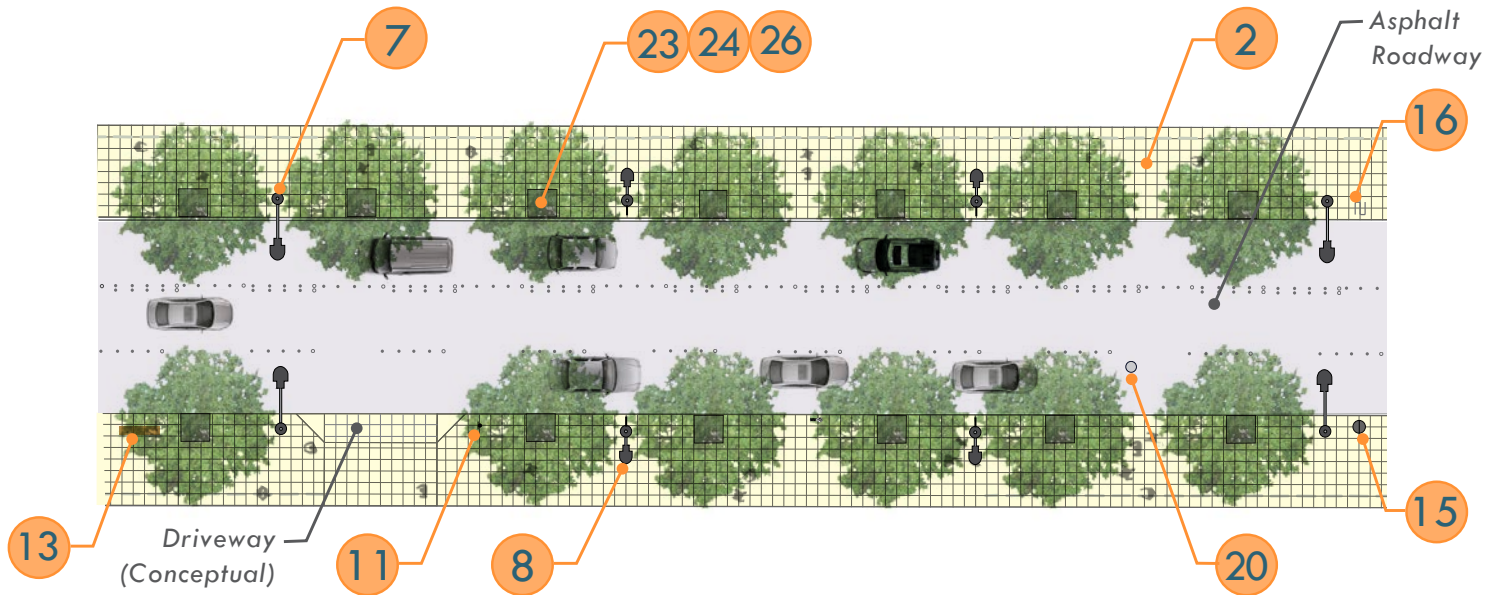


**KEY | STREETScape TYPE 3 CORE REQUIRED ELEMENTS** (see *City Center Streetscape Standards*, pages 29-63, for full requirements)

1 Pedestrian Amenity Cluster, typ. .... pg. 30	16 Bicycle Rack [two (2) min. per block w/in 30' of intersection] ..... pg. 51
2 Standard Sidewalk Pavement ..... 32	20 Decorative Utility Covers (as required).....54
8 Pedestrian Lighting*, typ. [60' O.C., paired].....38	23 Standard Street Tree Grate, typ. [26' O.C., paired] .....56
11 Standard Sign Pole (as required)..... 43	26 Street Tree, typ. [26' O.C., paired] .....60
13 Standard Bench [three (3) min. per block].....46	27 Accent Tree, typ. [20' O.C., paired] ..... 61
14 Custom Bench (optional alternate to standard) .....48	28 Planter (at Pedestrian Amenity Cluster)..... 62
15 Receptacle [two (2) min. per block w/in 30' of intersection].....50	

# CITY CENTER STREETScape TYPES | STREETScape TYPE 3 EXTENSION

40<sup>TH</sup> AVENUE W • 42<sup>ND</sup> AVENUE W | FROM 194<sup>TH</sup> STREET SW TO 196<sup>TH</sup> STREET SW



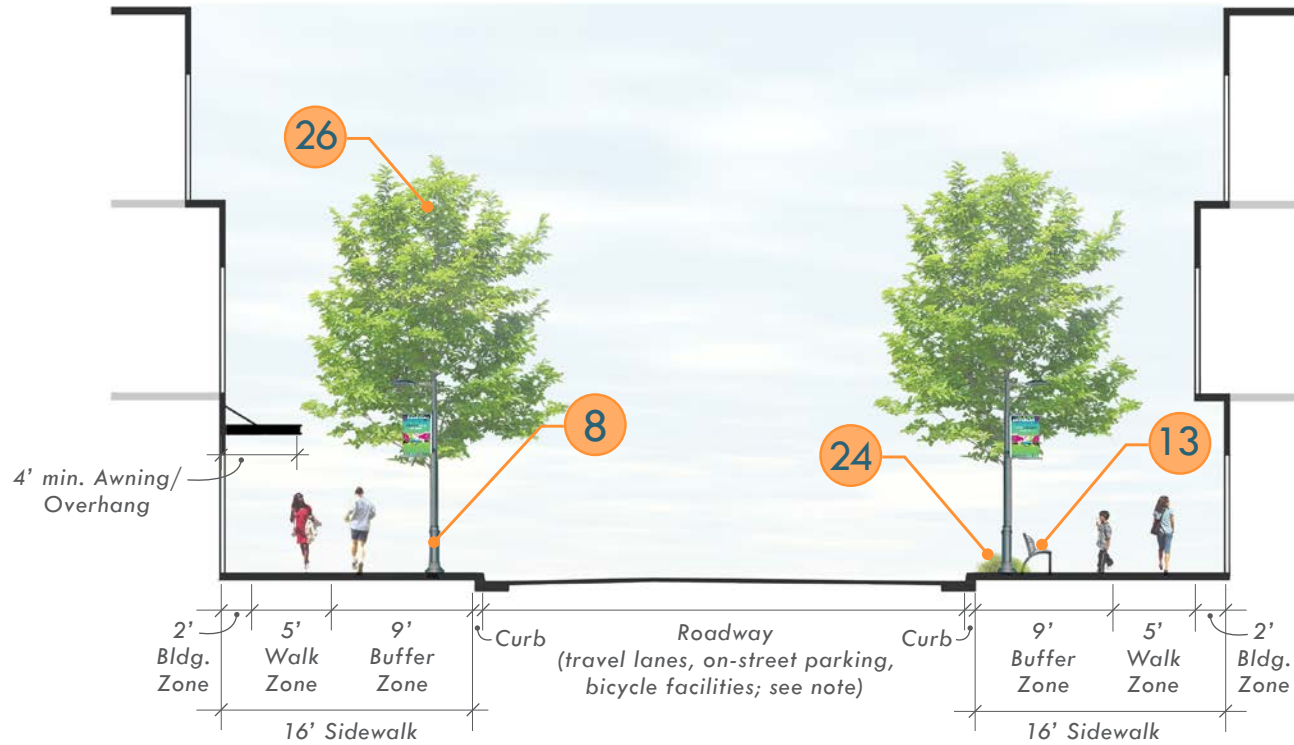
Streetscape Type 3 is designated for certain streets that focus on pedestrians and create north/south connections through the heart of the City Center. These streets connect to the Interurban Trail, the Promenade Street, 200<sup>th</sup> Street SW, future light rail stations, the Alderwood-City Center Transition Area and the Alderwood Mall area. Streetscape Type 3 creates a visible network of pedestrian-oriented streets where attention is given to the aesthetic environment.

**NOTE:** Layout shown is for illustrative purposes only; actual roadway and streetscape design to be approved by the City of Lynnwood. See Appendix B for specific roadway sections including number of travel lanes, on-street parking requirements and multi-modal facilities.



CITY CENTER STREETScape TYPES | STREETScape TYPE 3 EXTENSION

40<sup>TH</sup> AVENUE W • 42<sup>ND</sup> AVENUE W | FROM 194<sup>TH</sup> STREET SW TO 196<sup>TH</sup> STREET SW

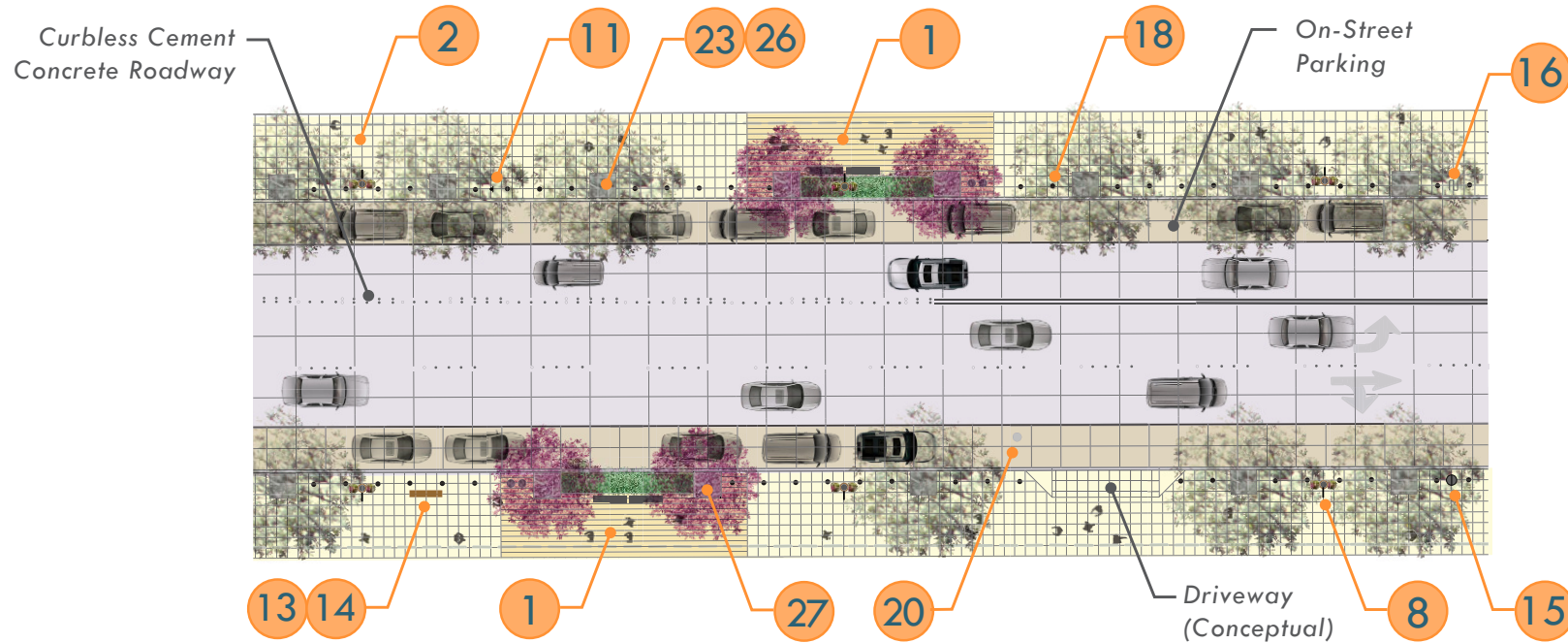


**KEY | STREETScape TYPE 3 EXT. REQUIRED ELEMENTS** (see *City Center Streetscape Standards*, pages 29-63, for full requirements)

- |   |  |
|---|--|
| 2 Standard Sidewalk Pavement ..... pg. 32                                   | 16 Bicycle Rack [two (2) min. per block w/in 30' of intersection] ..... pg. 51 |
| 7 Street Lighting*, typ. [180' O.C., paired] ..... 39                       | 20 Decorative Utility Covers (as required).....54                              |
| 8 Pedestrian Lighting*, typ. [60' O.C., paired].....39                      | 23 Standard Street Tree Grate, typ. [26' O.C., paired] .....56                 |
| 11 Standard Sign Pole (as required)..... 43                                 | 24 Panel Street Tree Grate (optional alternate to standard) .....57            |
| 13 Standard Bench [two (2) min. per block w/in 100' of intersection].....46 | 26 Street Tree, typ. [26' O.C., paired] .....60                                |
| 15 Receptacle [two (2) min. per block w/in 30' of intersection].....50      |  |

# CITY CENTER STREETScape TYPES | STREETScape TYPE 4 "PROMENADE STREET" (MAIN STREET)

198<sup>TH</sup> STREET SW

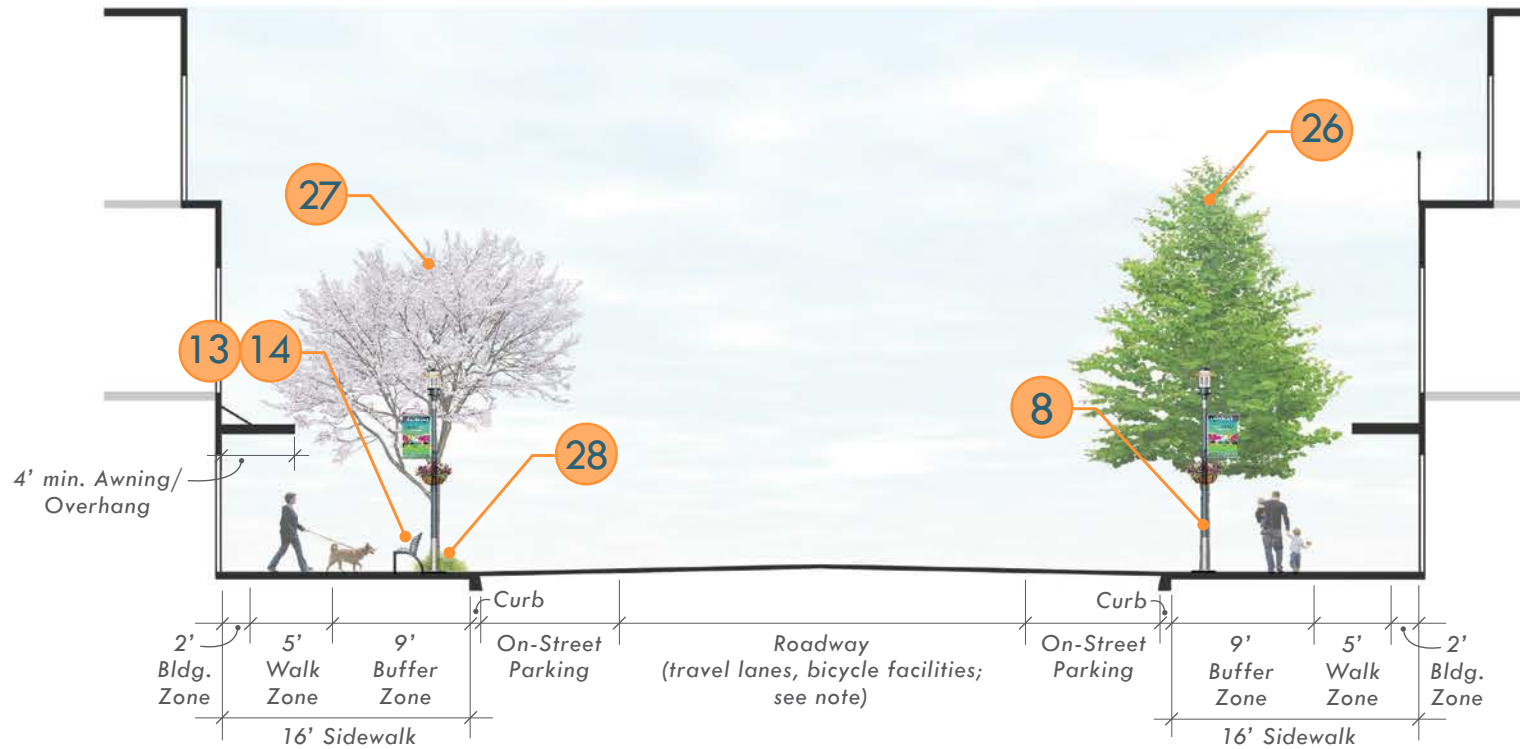


Streetscape Type 4 is designed to provide extraordinary emphasis on the pedestrian experience along the Promenade Street in the heart of the City Center. This street should accommodate temporary traffic closures for street fairs, festivals and special events, functioning as both a street and a public space with amenities to support it. Streetscape Type 4 is intended to create a special place and mark the center of the City Center, attracting and supporting investment and redevelopment.

**NOTE:** Layout shown is for illustrative purposes only; actual roadway and streetscape design to be approved by the City of Lynnwood. See Appendix B for specific roadway sections including number of travel lanes, on-street parking requirements and multi-modal facilities.

CITY CENTER STREETScape TYPES | STREETScape TYPE 4 “PROMENADE STREET” (MAIN STREET)

198<sup>TH</sup> STREET SW



**KEY | STREETScape TYPE 4 REQUIRED ELEMENTS** (see *City Center Streetscape Standards*, pages 29-63, for full requirements)

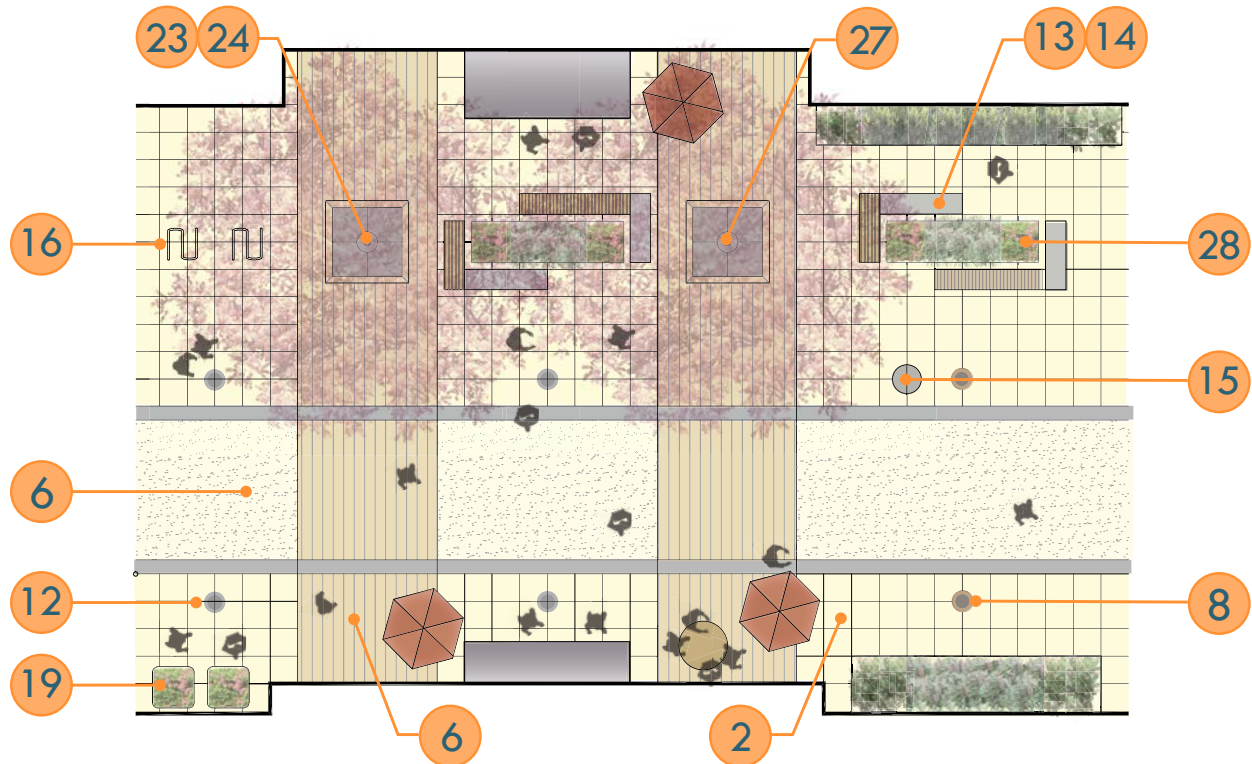
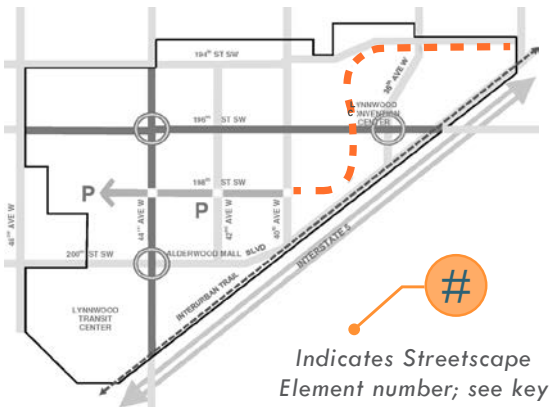
1 Pedestrian Amenity Cluster, typ. .... pg. 30	16 Bicycle Rack [two (2) min. per block w/in 30' of intersection] ..... pg. 51
2 Standard Sidewalk Pavement ..... 32	18 Decorative Bollard, typ. [5' O.C., 3' from roadway edge] ..... 52
8 Pedestrian Lighting, typ. [60' O.C., paired]..... 40	20 Decorative Utility Covers (as required)..... 54
11 Standard Sign Pole (as required)..... 43	23 Standard Street Tree Grate, typ. [26' O.C., paired] ..... 56
13 Standard Bench [three (3) min. per block] ..... 47	26 Street Tree, typ. [26' O.C., paired] ..... 60
14 Custom Bench (optional alternate to standard) ..... 48	27 Accent Tree, typ. [20' O.C., paired]..... 61
15 Receptacle [two (2) min. per block w/in 30' of intersection]..... 50	28 Planter (at Pedestrian Amenity Cluster)..... 62

# CITY CENTER STREETSCAPE TYPES | PEDESTRIAN PROMENADE

**KEY | PEDESTRIAN PROMENADE REQUIRED ELEMENTS** (see *City Center Streetscape Standards*, pages 29-63, for full requirements)


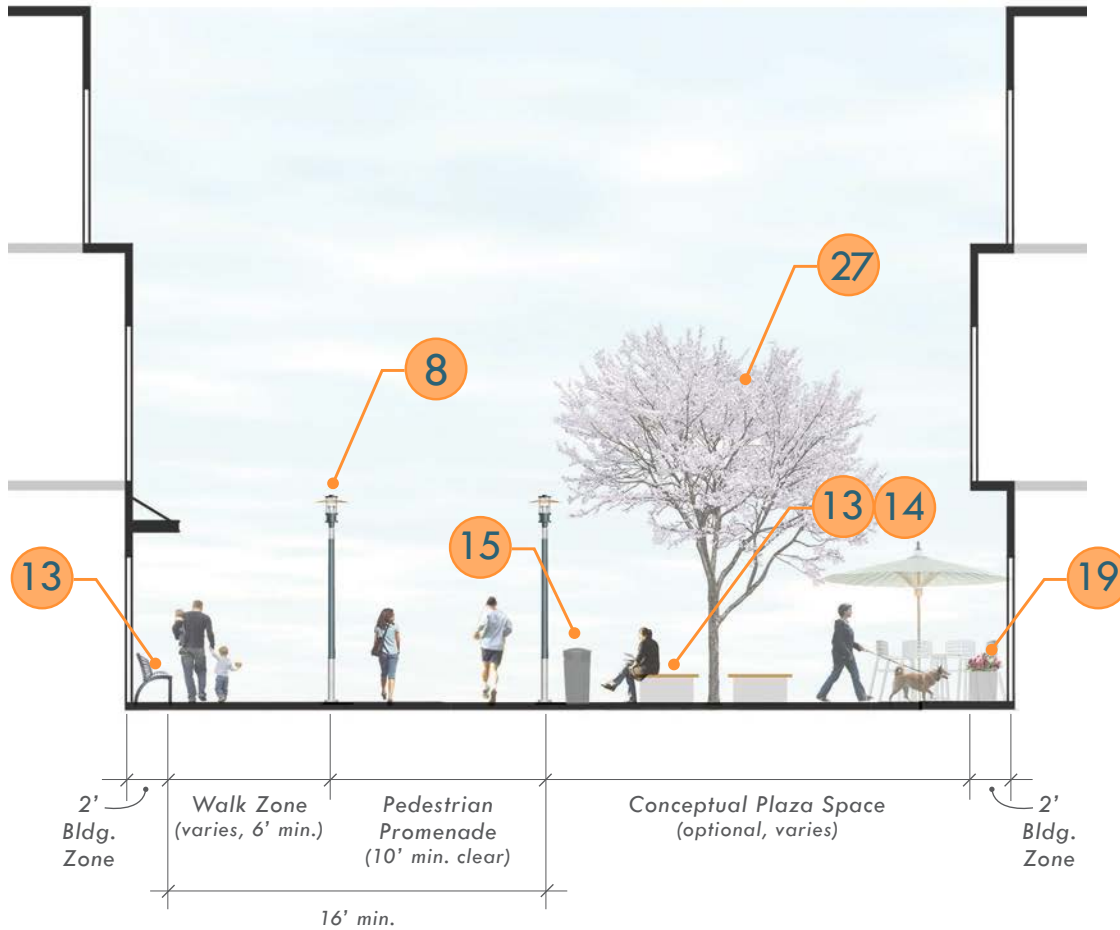
2 Standard Sidewalk Pavement ..... pg. 32	16 Bicycle Rack, typ. (optional, shown) ..... pg. 51
6 Sidewalk Accent Pavement ..... 34	19 Cement Concrete Planter, typ. (optional, shown) ..... 53
8 Pedestrian Lighting, typ. [80' O.C. max., paired] ..... 41	23 Standard Street Tree Gate, typ. [26' O.C., paired] ..... 56
12 Accent Lighting, typ. .... 44	24 Panel Street Tree Gate (optional alternate to standard) ..... 57
13 Standard Bench, typ. .... 47	27 Accent Tree, typ. [20' O.C. min., paired] ..... 61
14 Custom Bench (optional alternate to standard) ..... 48	28 Planter ..... 62
15 Receptacle, typ. .... 50	

**NOTE:** Layout shown is for illustrative purposes only; actual design of the Pedestrian Promenade to be approved by the City of Lynnwood.





# CITY CENTER STREETScape TYPES | PEDESTRIAN PROMENADE

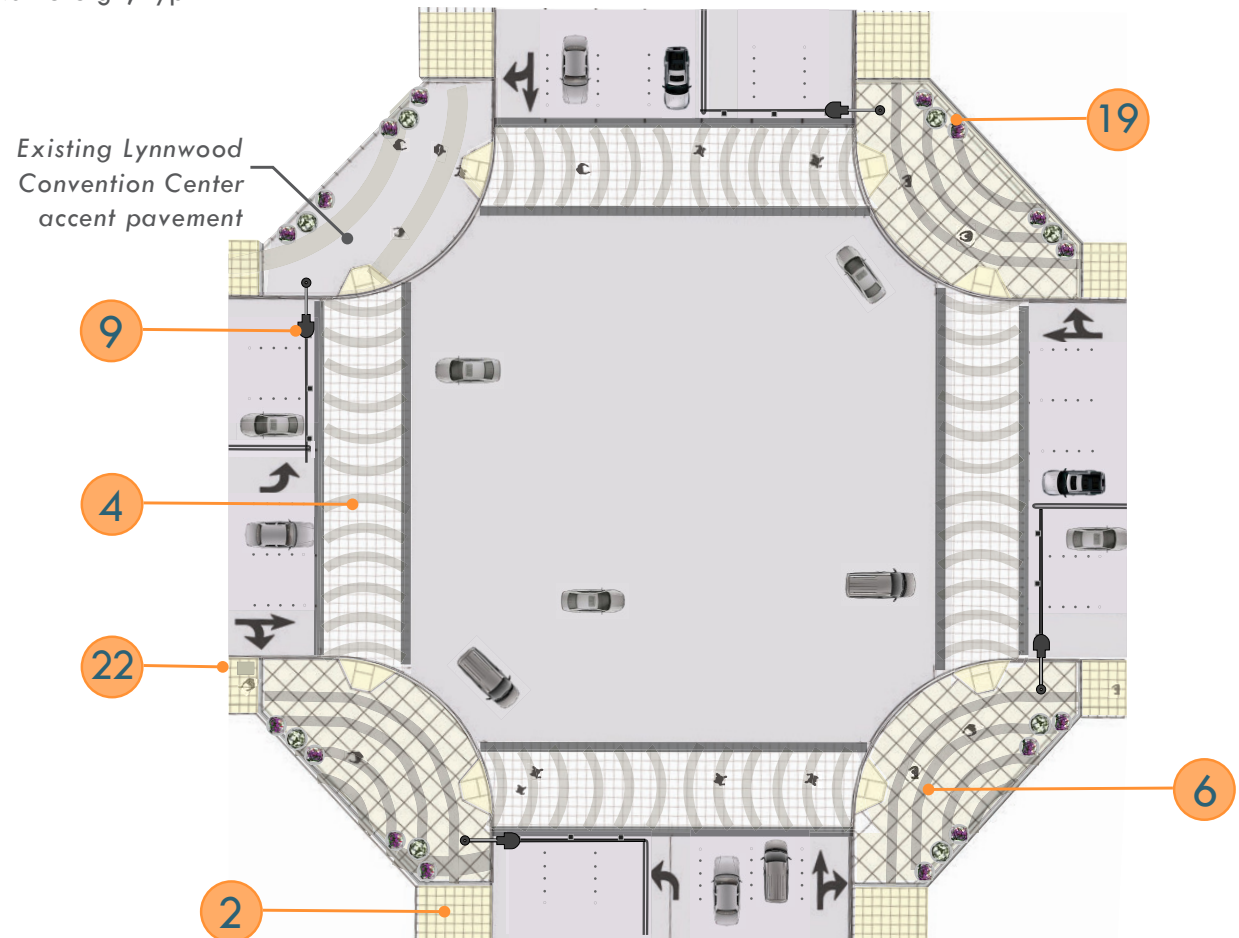
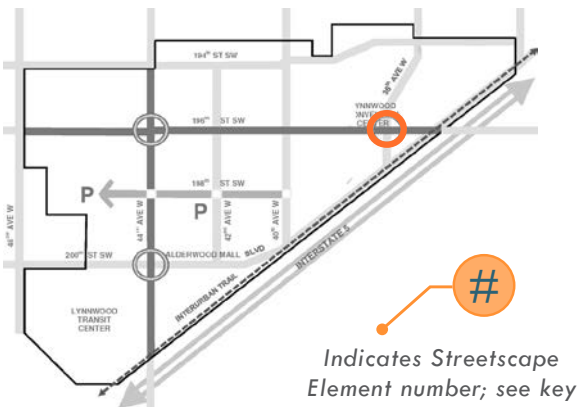


Examples of pedestrian promenade spaces

**KEY | GATEWAY INTERSECTION REQUIRED ELEMENTS** (see *City Center Streetscape Standards*, pages 29-63, for full requirements)

2 Standard Sidewalk Pavement ..... pg. 32	19 Cement Concrete Planter, typ. [six (6) at each corner] ..... pg. 53
4 Decorative Crosswalk, typ. .... 23, 32	22 Utility Box ..... 55
6 Sidewalk Accent Pavement ..... 23, 34	
9 Intersection Lighting & Illuminated Street Name Sign, typ. .... 42	

**NOTE:** Corners at the Gateway Intersection shall express a unified, cohesive design that continues the radial pavement motif from the Lynnwood Convention Center. Layout shown is for illustrative purposes only; actual roadway, signal, pedestrian push button and streetscape design to be approved by the City of Lynnwood.





## CITY CENTER STREETScape TYPES | GATEWAY INTERSECTION

37<sup>TH</sup> AVENUE W & 196<sup>TH</sup> STREET SW

### GATEWAY INTERSECTION DECORATIVE CROSSWALKS

- **Material:** colored cement concrete pavement
- **Colors:** light gray with dark gray border
- **Pattern:** 1'-0" x 1'-0" grid with border and radial accents
- **Finish:** sawcut scoring or stamped, medium broom finish; ADA compliant
- **ADA Detectable Warning Surface:** dark gray
- **Crosswalk Width:** 20'-0"



Example of decorative crosswalk with 1' x 1' grid scoring and dark border



Sidewalk accent pavement at Lynnwood Convention Center with a radial pavement motif and smooth accent bands

### GATEWAY INTERSECTION SIDEWALK ACCENT PAVEMENT

- **Material:** colored cement concrete pavement
- **Colors:** neutral cream with gray border/accents
- **Pattern:** 2'-0" x 2'-0" angled grid; continue radial pavement motif from Convention Center to other sidewalk corners at the intersection
- **Finish:** sawcut scoring, smooth or acid-etched finish



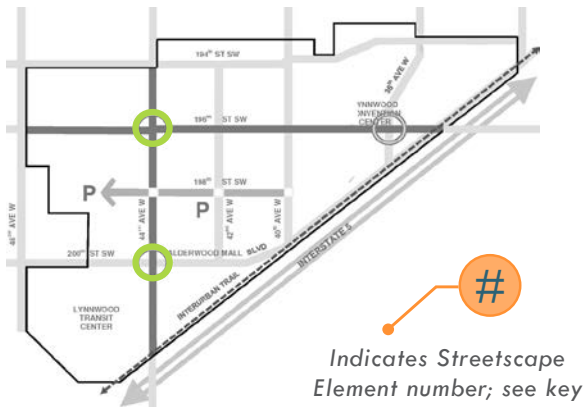
# CITY CENTER STREETSCAPE TYPES | PROMINENT INTERSECTIONS

44<sup>TH</sup> AVENUE W & 196<sup>TH</sup> STREET SW • 44<sup>TH</sup> AVENUE W & ALDERWOOD MALL BLVD

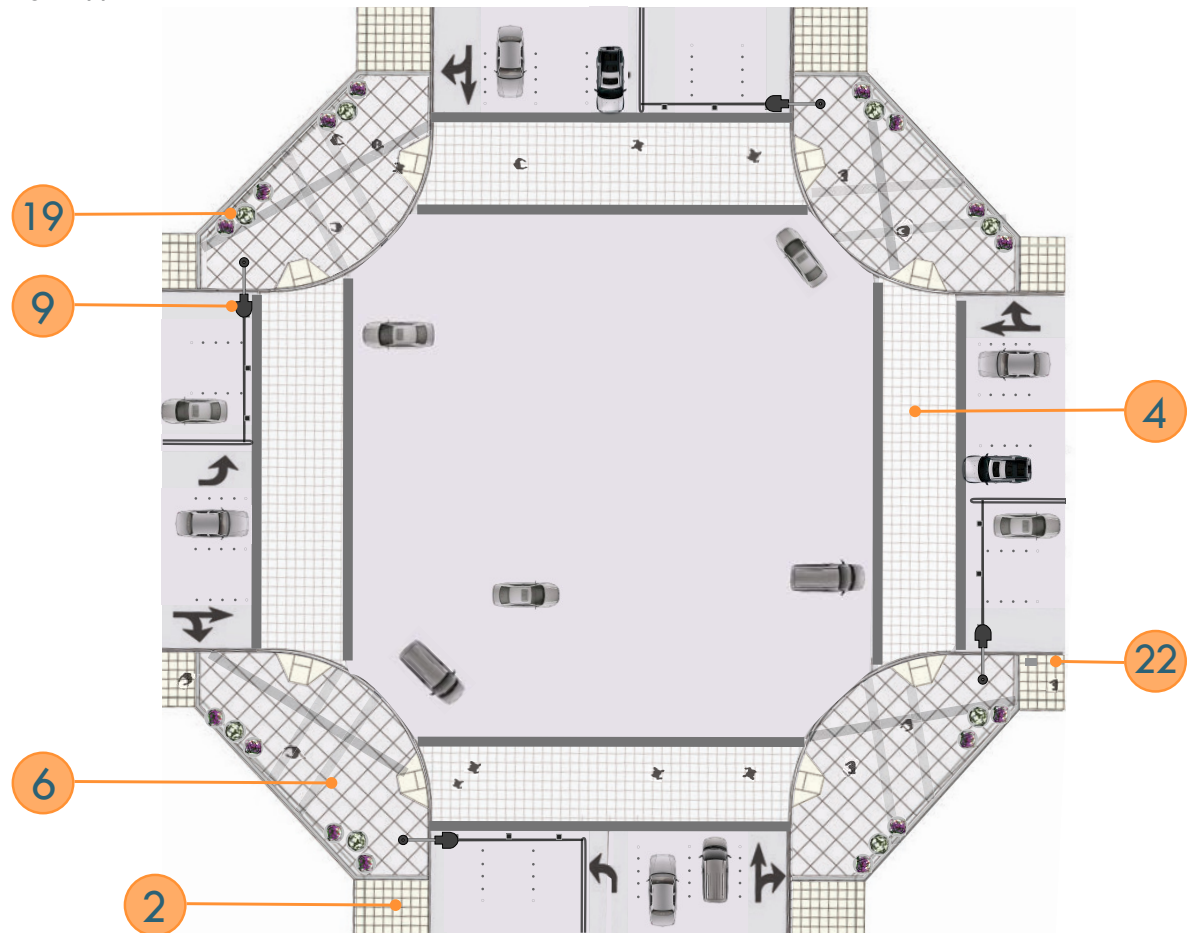
**KEY | PROMINENT INTERSECTION REQUIRED ELEMENTS** (see *City Center Streetscape Standards*, pages 29-63, for full requirements)

2 Standard Sidewalk Pavement ..... pg. 32	19 Cement Concrete Planter, typ. [six (6) at each corner] ..... pg. 53
4 Decorative Crosswalk, typ. .... 25, 32	22 Utility Box ..... 55
6 Sidewalk Accent Pavement ..... 25, 34	
9 Intersection Lighting & Illuminated Street Name Sign, typ. .... 42	

**NOTE:** All four (4) corners at the Prominent Intersections shall express a unified, cohesive design. Layout shown is for illustrative purposes only; actual roadway, signal, pedestrian push button and streetscape design to be approved by the City of Lynnwood.



# Indicates Streetscape Element number; see key





## CITY CENTER STREETScape TYPES | PROMINENT INTERSECTIONS

44<sup>TH</sup> AVENUE W & 196<sup>TH</sup> STREET SW • 44<sup>TH</sup> AVENUE W & ALDERWOOD MALL BLVD

### PROMINENT INTERSECTION DECORATIVE CROSSWALKS

- **Material:** colored cement concrete pavement
- **Colors:** light gray with dark gray border
- **Pattern:** 1'-0" x 1'-0" grid with border
- **Finish:** sawcut scoring or stamped, medium broom finish; ADA compliant
- **ADA Detectable Warning Surface:** dark gray
- **Crosswalk Width:** 20'-0"



Example of accent pavement with 2' x 2' angled grid scoring and linear accent bands



Example of decorative crosswalk with 1' x 1' grid scoring and dark border

### PROMINENT INTERSECTION SIDEWALK ACCENT PAVEMENT

- **Material:** colored cement concrete pavement
- **Colors:** light gray with dark gray accent bands
- **Pattern:** 2'-0" x 2'-0" angled grid with linear accent bands
- **Finish:** sawcut scoring or stamped, light broom finish or light acid-etched with smooth accent bands



Example of light acid-etched cement concrete pavement with smooth accent bands

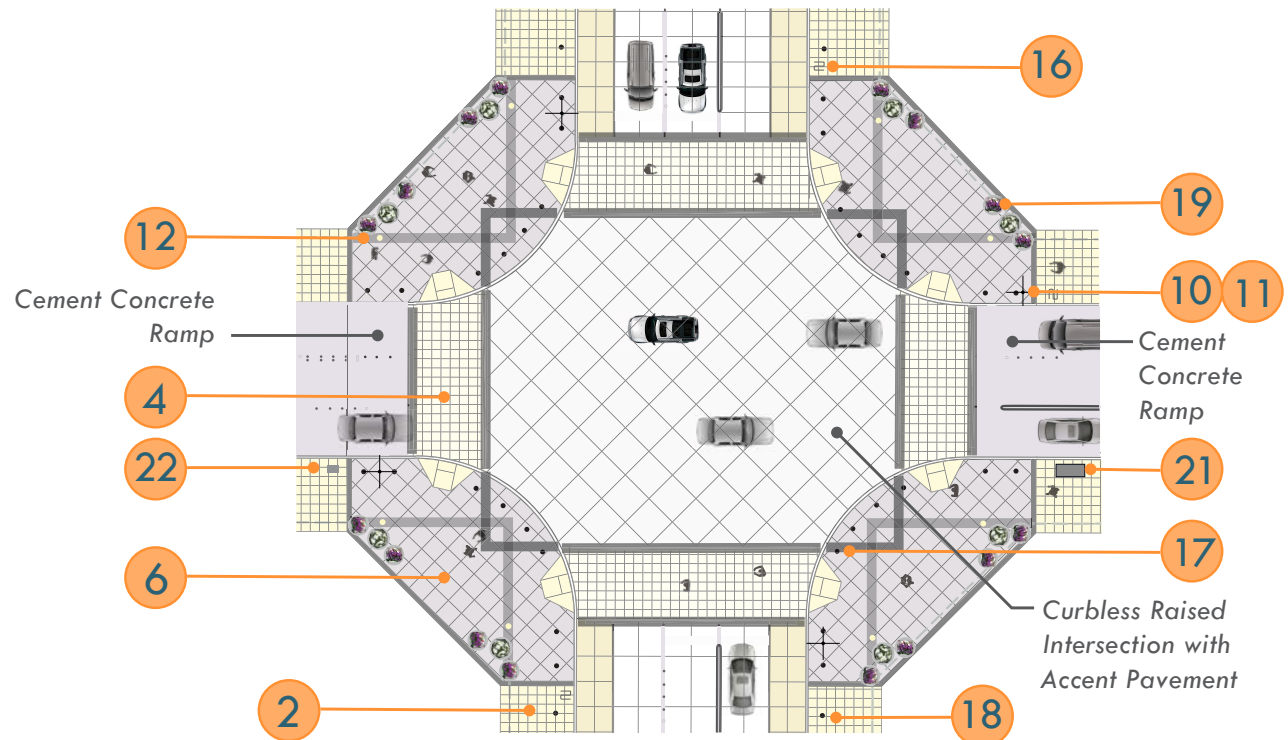
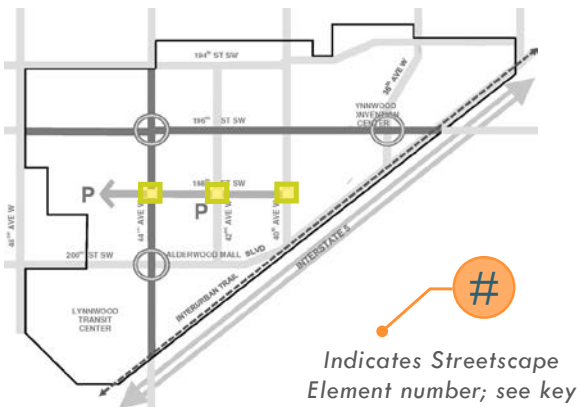
## CITY CENTER STREETSCAPE TYPES | CELEBRATORY CORNERS

198<sup>TH</sup> STREET SW & 44<sup>TH</sup> AVENUE W • 198<sup>TH</sup> STREET SW & 42<sup>ND</sup> AVENUE W • 198<sup>TH</sup> STREET SW & 40<sup>TH</sup> AVENUE W

**KEY | CELEBRATORY CORNER REQUIRED ELEMENTS** (see *City Center Streetscape Standards*, pages 29-63, for full requirements)

2 Standard Sidewalk Pavement ..... pg. 32	16 Bicycle Rack, typ. [two (2) per intersection]..... pg. 51
4 Decorative Crosswalk, typ. ....27, 32	17 Heavy Duty Security Bollard, typ. [seven (7) at each corner, 5' O.C.]....52
6 Sidewalk Accent Pavement .....27, 34	18 Decorative Bollard, typ. [5' O.C., 3' from roadway edge].....52
10 Standard Street Name Sign, typ. ....43	19 Cement Concrete Planter, typ. [six (6) at each corner] .....53
11 Standard Sign Pole, typ. ....43	21 Media Storage .....55
12 Accent Lighting, typ. ....45	22 Utility Box .....55

**NOTE:** All four (4) corners at the Celebratory Corners shall express a unified, cohesive design. Layout shown is for illustrative purposes only; actual roadway, signal, pedestrian push button and streetscape design to be approved by the City of Lynnwood.





## CITY CENTER STREETScape TYPES | CELEBRATORY CORNERS

198<sup>TH</sup> STREET SW & 44<sup>TH</sup> AVENUE W • 198<sup>TH</sup> STREET SW & 42<sup>ND</sup> AVENUE W • 198<sup>TH</sup> STREET SW & 40<sup>TH</sup> AVENUE W

### CELEBRATORY CORNER DECORATIVE CROSSWALKS

- **Material:** colored cement concrete pavement
- **Colors:** neutral cream with dark gray border
- **Pattern:** 1'-0" x 1'-0" grid with border
- **Finish:** sawcut scoring or stamped, medium broom finish; ADA compliant
- **ADA Detectable Warning Surface:** dark gray
- **Crosswalk Width:** 20'-0"

### CELEBRATORY CORNER ROADWAY ACCENT PAVEMENT

- **Material:** colored cement concrete pavement
- **Colors:** neutral cream or shades of gray (*shown*)
- **Pattern:** 5'-0" x 5'-0" grid with interlocking border
- **Finish:** sawcut scoring, light broom finish



Example of decorative crosswalk with 1' x 1' grid scoring and dark border

### CELEBRATORY CORNER SIDEWALK ACCENT PAVEMENT

- **Material:** colored cement concrete pavement
- **Colors:** light gray with dark gray accent bands
- **Pattern:** 2'-0" x 2'-0" angled grid with interlocking rectangular accent bands/border
- **Finish:** sawcut scoring or stamped, light broom finish with smooth accent bands



Example of decorative sidewalk pavement with accent bands







# CITY CENTER STREETScape STANDARDS

## STREETScape STANDARDS

- Pedestrian Amenity Cluster Standards... pg. 30
- Hardscape Standards.....32
- Illumination & Signage Standards.....36
- Street Furniture Standards.....46
- Utility Standards.....54
- Street Tree & Landscape Standards.....56

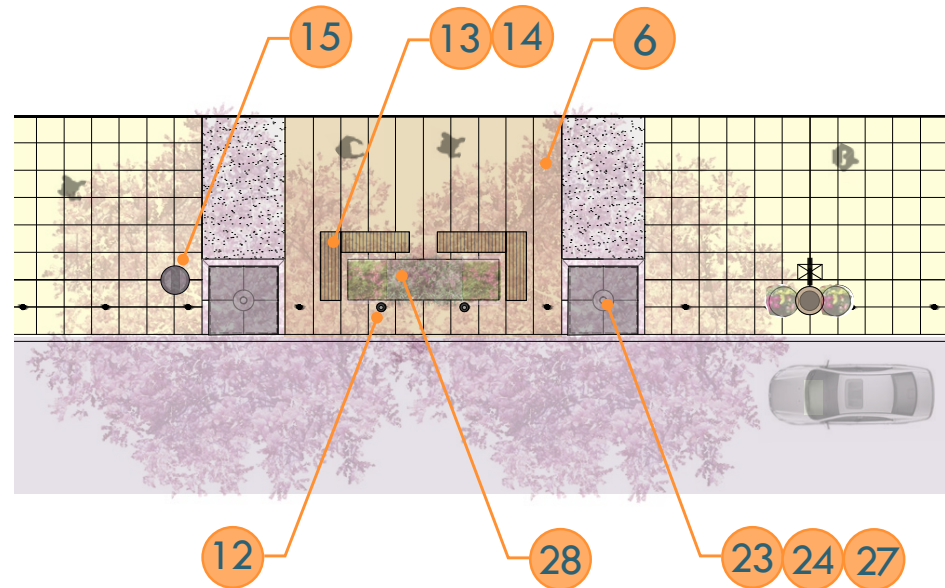


**KEY | PEDESTRIAN AMENITY CLUSTER REQUIRED ELEMENTS** (see *City Center Streetscape Standards*, pages 29-63, for detailed requirements)

6 Sidewalk Accent Pavement ..... pg. 34	19 Cement Concrete Planter, typ. (optional, not shown) ..... pg. 53
12 Accent Lighting, typ. (optional, shown) ..... 44	23 Standard Tree Grate [20' O.C.] ..... 56
13 Standard Bench, typ. [one (1) min.] (not shown) ..... 46	24 Panel Street Tree Grate (optional alternate to standard) ..... 57
14 Custom Bench (optional alternate to standard, shown) ..... 48	27 Accent Tree [20' O.C.] ..... 61
15 Litter & Recycling Receptacle, typ. [one (1) min.] ..... 50	28 Planter ..... 62
16 Bicycle Rack, typ. (optional, not shown) ..... 51	



Example of pedestrian amenity cluster with custom benches, receptacles, accent lighting, planter, and accent pavement



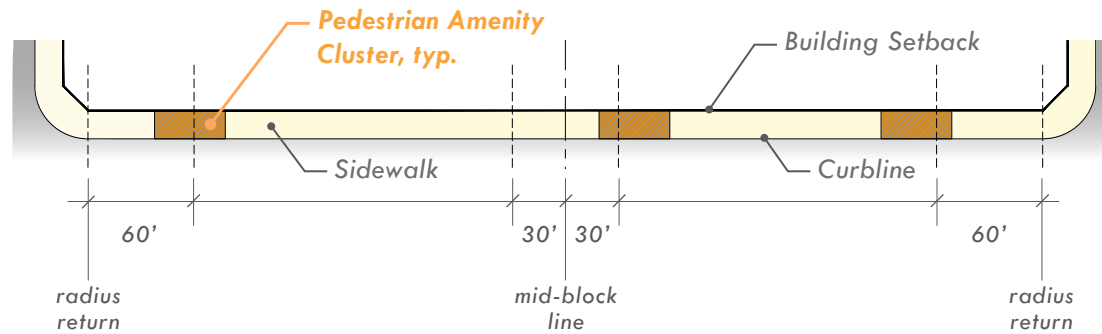
**NOTE:** Layout shown is for illustrative purposes only; actual design of Pedestrian Amenity Clusters to be approved by the City of Lynnwood.



## PEDESTRIAN AMENITY CLUSTERS

### PEDESTRIAN AMENITY CLUSTER SPECIFICATIONS

- **Locations:** One (1) cluster within 60'-0" from radius return of each intersection (incl. future/planned); one (1) cluster min. within 30'-0" of mid-block line (see below)
- **Size:** Approx. 40'-0" X 16'-0"; 5'-0" minimum clear walk zone



### PEDESTRIAN AMENITY CLUSTER LAYOUT

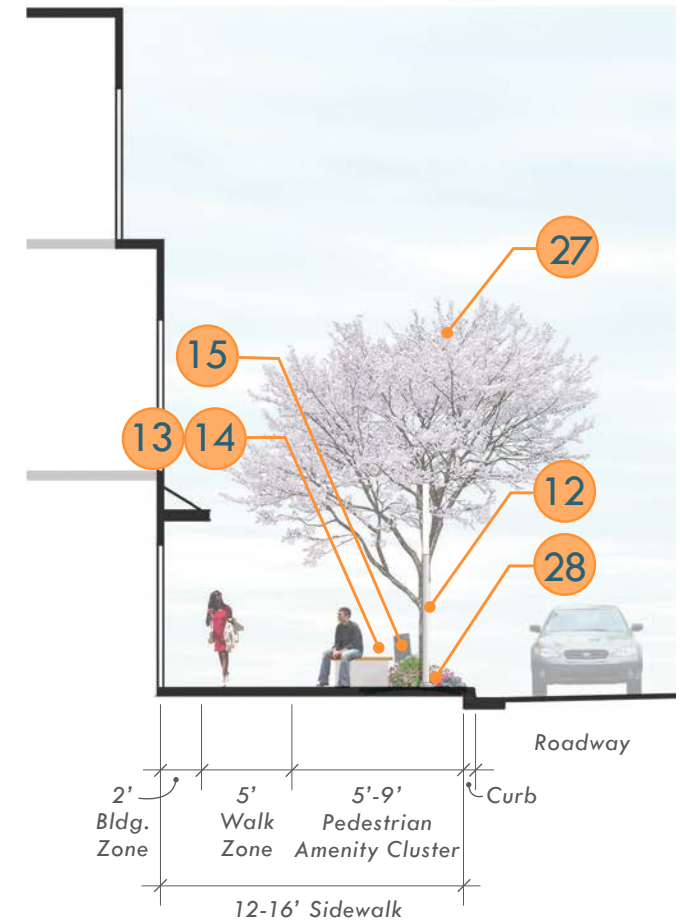


Example of pedestrian amenity cluster with benches, receptacles, bicycle rack, cement concrete planters, trees in tree grates, and accent pavement

### PEDESTRIAN AMENITY CLUSTER LOCATIONS

*Pedestrian Amenity Clusters are required at the following locations:*

- Streetscape Type 3 Core, Streetscape Type 4



### 2 STANDARD SIDEWALK PAVEMENT SPECIFICATIONS

- **Material:** cement concrete pavement
- **Colors:** standard concrete color
- **Pattern:** 2'-0" x 2'-0" grid
- **Finish:** sawcut scoring with light broom finish

### STANDARD SIDEWALK LOCATIONS

*Standard Sidewalk Pavement is required at the following locations:*

- Streetscape Type 1, Streetscape Type 2, Streetscape Type 3 Core, Streetscape Type 3 Extension, Streetscape Type 4



*Example of standard scored cement concrete pavement*

### 4 DECORATIVE CROSSWALK CHARACTERISTICS

- **Material:** colored cement concrete pavement
- **Colors:** varies; see page(s) relevant to specific intersection type
- **Pattern:** 1'-0" x 1'-0" grid with border
- **Finish:** sawcut scoring or stamped, medium broom finish; ADA compliant
- **ADA Detectable Warning Surface:** dark gray
- **Crosswalk Width:** 20'-0"

### DECORATIVE CROSSWALK LOCATIONS

*Decorative Crosswalks are required at the following locations:*

- Gateway Intersection
- Prominent Intersections
- Celebratory Corners



*Example of decorative crosswalk*

## HARDSCAPE STANDARDS | STANDARD CROSSWALK

3

### 3 STANDARD CROSSWALK SPECIFICATIONS

- **Material:** asphalt with Methyl-Methacrylate (MMA) ladders
- **ADA Detectable Warning Surface:** dark gray
- **Crosswalk Width:** 16'-0"

### STANDARD CROSSWALK LOCATIONS

*Standard Crosswalks are required at the following locations:*

- Streetscape Type 1, Streetscape Type 2, Streetscape Type 3 Core, Streetscape Type 3 Extension



Example of standard ladder-style crosswalk

## HARDSCAPE STANDARDS | PLANTED ROADWAY MEDIAN

5

### 5 PLANTED ROADWAY MEDIAN CHARACTERISTICS

- **Curb:** cement concrete; 6" min. ht., 12" width typ.
- **Planting:** Street Trees (30' O.C. typ.); shrubs, grasses, groundcovers (3' max. ht.)
- **Median Ends - Material:** colored or plain cement concrete pavement; 10' min. from median radius return
- **Median Ends - Finish:** linear, grid or ashlar; crisp, clean contemporary lines; sawcut scoring/stamped, no tooled radius, fine texture or light broom finish
- **LID Opportunities:** median trees in Filterra units (see page 58), modular wetlands, reverse-crowned biofiltration swale

### PLANTED ROADWAY MEDIAN LOCATIONS

*Planted Roadway Medians may be required at the following locations\*:*

- Streetscape Type 1, Streetscape Type 2

\*See Appendix B for specific roadway sections.



Example of planted median with reverse-crowned biofiltration swale



### 6 SIDEWALK ACCENT PAVEMENT CHARACTERISTICS

- **Description:** accent pavement should express crisp, clean contemporary lines; design to be approved by the City of Lynnwood
- **Material:** colored cement concrete pavement or igneous stone pavers; pavers to be mortar-set with cement concrete rat slab
- **Sizes and shape:** 6" to 30" squares and rectangle
- **Pattern:** linear, grid or ashlar
- **Colors:** neutral cream and all shades of gray
- **Finish:** sawcut scoring or stamped; fine texture, light broom finish or light acid etched



Example of stamped colored cement concrete pavement



Example of contrasting smooth and stamped cement concrete pavement



Example of scored cement concrete pavement with 2' x 2' angled grid pattern



Example of mortar-set accent pavers

## HARDSCAPE STANDARDS | SIDEWALK ACCENT PAVEMENT

6

### SIDEWALK ACCENT PAVEMENT LOCATIONS

*Sidewalk Accent Pavement is **required** at the following locations:*

- Gateway Intersection
- Prominent Intersections
- Celebratory Corners
- Pedestrian Amenity Clusters
- Pedestrian Promenade

*Sidewalk Accent Pavement is **optional** at the following locations:*

- Streetscape Type 4

**NOTE:** Photo examples shown illustrate desired aesthetic/quality only; actual design and locations of Sidewalk Accent Pavement must be approved by the City of Lynnwood.



Example of scored colored cement concrete pavement



Example of scored cement concrete pavement with contrasting grid pattern



Example of acid-etched cement concrete pavement with smooth bands

LUMINAIRE SPECIFICATIONS

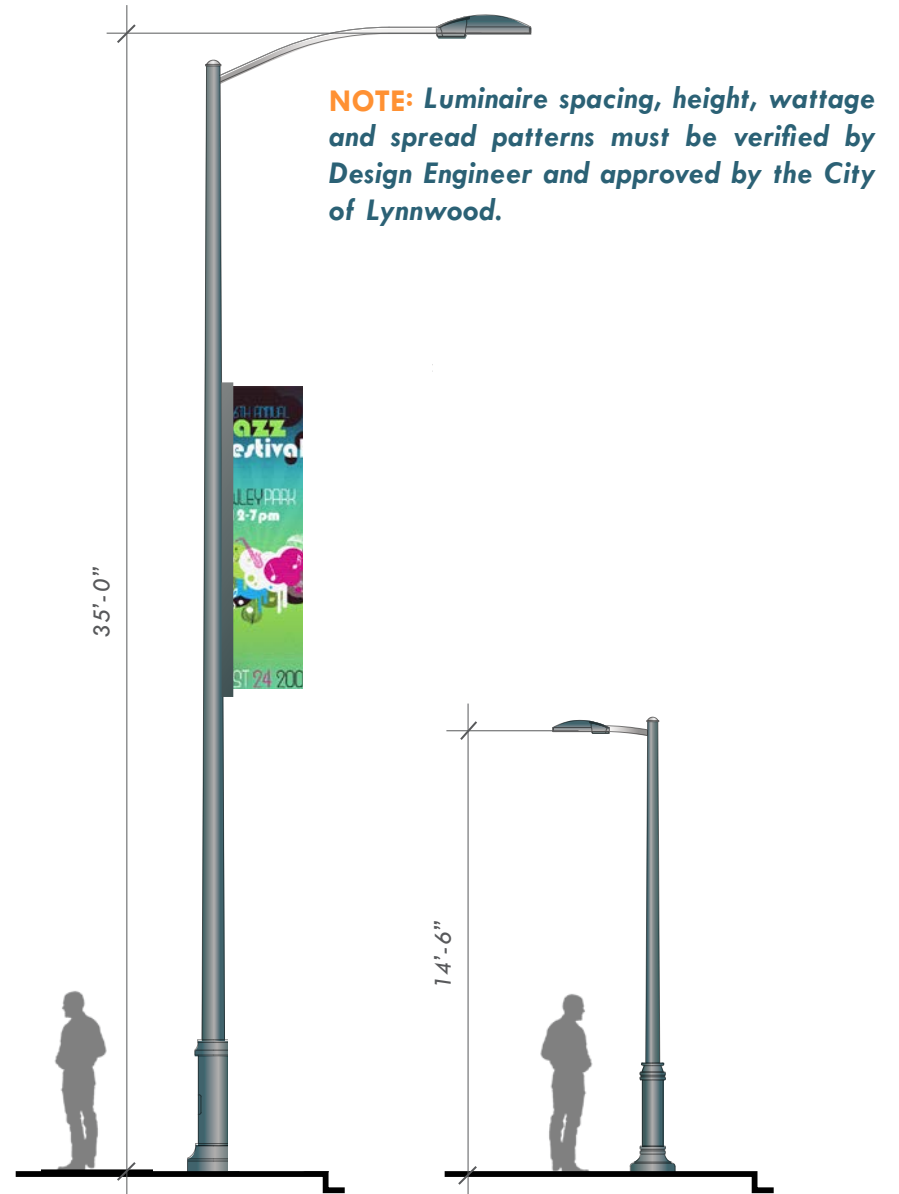
- **Manufacturer:** Kim Lighting
- **Housing:** aluminum; quick installation system (QIS)
- **Style:** contemporary tapered shape luminaire
- **Lamp:** LED 4000K lamp (neutral white)
- **Lens:** flat lens

7 STREET LIGHTING SPECIFICATIONS

- **Luminaire Model:** Warp9-LED (large)
- **BUG:** B2-U0-G2
- **Mounting Height:** 35'-0"
- **Arm Length & Finish:** 6'-0", clear anodized aluminum
- **Pole:** 8.5" dia., 0.014"/ft tapered aluminum
- **Pole Color & Finish:** graphite gray; metallic polyester powder coating
- **Base Cover:** Cyclone - BD56
- **Spacing & Pattern:** 120'-0" O.C., staggered
- **Setback:** 3' from face of curb to centerline of pole
- **Banner:** 10'-0" length metal; 17'-0" vertical clearance

8 PEDESTRIAN LIGHTING SPECIFICATIONS

- **Luminaire Model:** Warp9-LED (small)
- **BUG:** B1-U0-G2
- **Mounting Height:** 14'-6"
- **Arm Length & Finish:** 2'-0", clear anodized aluminum
- **Pole:** 5.5" dia., 0.014"/ft tapered aluminum
- **Pole Color & Finish:** graphite gray; metallic polyester powder coating
- **Base Cover:** Cyclone - BD55
- **Spacing & Pattern:** 120'-0" O.C., staggered
- **Setback:** 2'-6" from face of curb





## ILLUMINATION &amp; SIGNAGE STANDARDS | STREET &amp; PEDESTRIAN LIGHTING

## STREETSCAPE TYPE 2

7

8

## LUMINAIRE SPECIFICATIONS


- **Manufacturer:** Kim Lighting
- **Housing:** aluminum; quick installation system (QIS)
- **Style:** contemporary tapered shape luminaire
- **Lamp:** LED 4000K lamp (neutral white)
- **Lens:** flat lens

## 7 STREET LIGHTING SPECIFICATIONS

- **Luminaire Model:** Warp9-LED (large)
- **BUG:** B2-U0-G2
- **Mounting Height:** 25'-0"
- **Arm Length & Finish:** 4'-0", clear anodized aluminum
- **Pole:** 8.5" dia., 0.014"/ft tapered aluminum
- **Pole Color & Finish:** graphite gray metallic; polyester powder coating
- **Base Cover:** Cyclone - BD56
- **Spacing & Pattern:** 180'-0" O.C., paired
- **Setback:** 3' from face of curb to centerline of pole
- **Banner:** 6'-0" length x 2'-0" wide metal; 13'-0" vertical clearance

## 8 PEDESTRIAN LIGHTING SPECIFICATIONS

- **Luminaire Model:** Warp9-LED (small)
- **BUG:** B1-U0-G2
- **Mounting Height:** 14'-6"
- **Arm length & Finish:** 2'-0", clear anodized aluminum
- **Pole:** 5.5" dia., 0.014"/ft tapered aluminum
- **Pole Color & Finish:** graphite gray; metallic polyester powder coating
- **Base Cover:** Cyclone - BD55
- **Spacing & Pattern:** 60'-0" O.C., paired
- **Setback:** 3'-0" from face of curb



## LUMINAIRE SPECIFICATIONS

- **Manufacturer:** Architectural Area Lighting
- **Housing:** aluminum; quick installation system (QIS)
- **Style:** contemporary tapered shape luminaire
- **Lamp:** LED 4000K lamp (neutral white)

## 8 PEDESTRIAN LIGHTING SPECIFICATIONS

- **Luminaire Model:** Spectra (large)
- **BUG:** B1-U2-G1
- **Mounting Height:** 15'-0"
- **Luminaire Housing Color:** graphic gray with brushed copper hood
- **Mounting Style:** post top mount
- **Pole:** 5" dia. straight aluminum
- **Base:** 2'-8" ht. x 5" dia. straight, clear anodized aluminum
- **Pole/Banner Arm Color & Finish:** graphite gray; metallic polyester powder coating
- **Spacing & Pattern:** 60'-0" O.C., paired
- **Setback:** 3' from face of curb to centerline of pole
- **Banner:** dual 4'-0" length cloth; 9'-0" vertical clearance
- **Hanging Flower Baskets:** dual, mounted at 9'-6"; 7'-0" vertical clearance
- **Irrigation:** drip irrigation for flower baskets

**NOTE:** Luminaire spacing, height, wattage and spread patterns must be verified by Design Engineer and approved by the City of Lynnwood.



## ILLUMINATION &amp; SIGNAGE STANDARDS | STREET &amp; PEDESTRIAN LIGHTING

## STREETSCAPE TYPE 3 EXTENSION

7 8

## LUMINAIRE SPECIFICATIONS

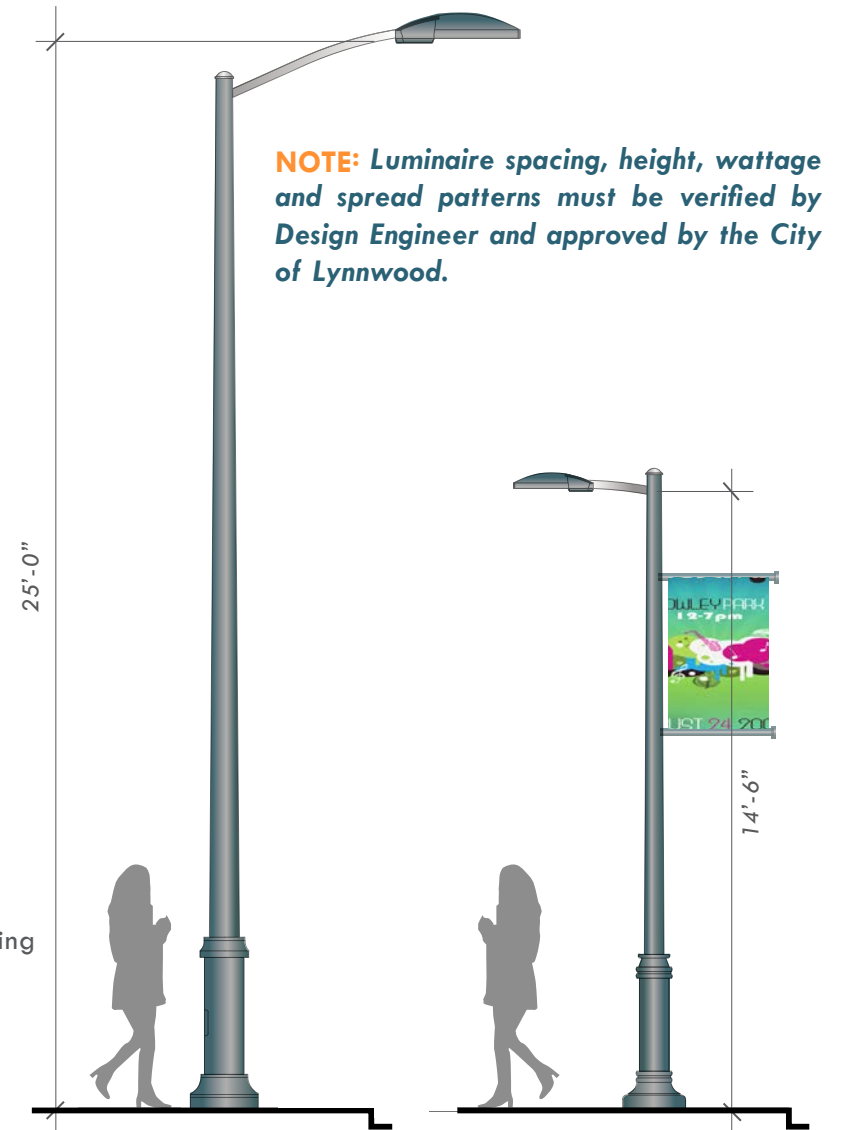
- **Manufacturer:** Kim Lighting
- **Housing:** aluminum; quick installation system (QIS)
- **Style:** contemporary tapered shape luminaire
- **Lamp:** LED 4000K lamp (neutral white)
- **Lens:** flat lens

## 7 STREET LIGHTING SPECIFICATIONS

- **Luminaire Model:** Warp9-LED (large)
- **BUG:** B2-U0-G2
- **Mounting Height:** 25'-0"
- **Arm Length & Finish:** 4'-0", clear anodized aluminum
- **Pole:** 8.5" dia., 0.014"/ft tapered aluminum
- **Pole Color & Finish:** graphite gray; metallic polyester powder coating
- **Base Cover:** Cyclone - BD56
- **Spacing & Pattern:** 180'-0" O.C., paired
- **Setback:** 3' from face of curb to centerline of pole

## 8 PEDESTRIAN LIGHTING SPECIFICATIONS

- **Luminaire Model:** Warp9-LED (small)
- **BUG:** B1-U0-G2
- **Mounting Height:** 14'-6"
- **Arm Length & Finish:** 2'-0", clear anodized aluminum
- **Pole:** 5.5" dia., 0.014"/ft tapered aluminum
- **Pole/Banner Arm Color & Finish:** graphite gray; metallic polyester powder coating
- **Base Cover:** Cyclone - BD55
- **Spacing & Pattern:** 60'-0" O.C., paired
- **Setback:** 2'-6" from face of curb
- **Banner:** dual 4'-0" length cloth; 9'-0" vertical clearance



## LUMINAIRE SPECIFICATIONS

- **Manufacturer:** Architectural Area Lighting
- **Housing:** aluminum; quick installation system (QIS)
- **Style:** contemporary tapered shape luminaire
- **Lamp:** LED 4000K lamp (neutral white)

## 8 PEDESTRIAN LIGHTING SPECIFICATIONS

- **Luminaire Model:** Spectra (large)
- **BUG:** B1-U2-G1
- **Mounting Height:** 15'-0"
- **Luminaire Housing Color:** graphic gray with brushed copper hood
- **Mounting Style:** post top mount
- **Pole:** 5" dia. straight aluminum
- **Base:** 2'-8" ht. x 5" dia. straight, clear anodized aluminum
- **Pole/Banner Arm Color & Finish:** graphite gray, metallic polyester powder coating
- **Spacing & Pattern:** 60'-0" O.C., paired
- **Setback:** 3' from face of curb to centerline of pole
- **Banner:** dual 4'-0" length cloth; 9'-0" vertical clearance
- **Hanging Flower Baskets:** dual, mounted 9'-6"; 7'-0" vertical clearance
- **Irrigation:** drip irrigation for flower baskets

**NOTE:** Luminaire spacing, height, wattage and spread patterns must be verified by Design Engineer and approved by the City of Lynnwood.





## ILLUMINATION &amp; SIGNAGE STANDARDS | STREET &amp; PEDESTRIAN LIGHTING

## PEDESTRIAN PROMENADE

7

8

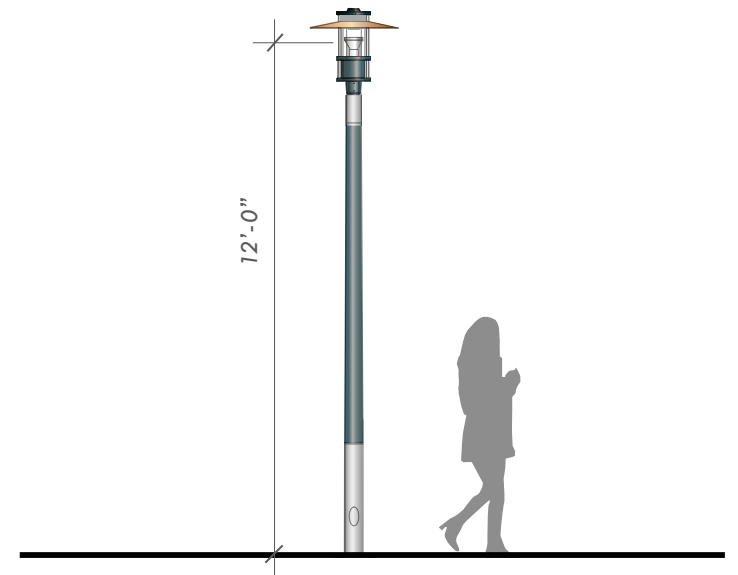
## LUMINAIRE SPECIFICATIONS

- **Manufacturer:** Architectural Area Lighting
- **Housing:** aluminum; quick installation system (QIS)
- **Style:** contemporary tapered shape luminaire
- **Lamp:** LED 4000K lamp (neutral white)

## 8 PEDESTRIAN LIGHTING SPECIFICATIONS

- **Luminaire Model:** Spectra (small)
- **BUG:** B1-U3-G1
- **Mounting Height:** 12'-0"
- **Luminaire Housing Color:** graphic gray with brushed copper hood
- **Mounting Style:** post top mount
- **Pole:** 5" dia. straight aluminum
- **Pole Color & Finish:** graphite gray, metallic polyester powder coating
- **Base:** 2'-8" ht. x 5" dia. straight aluminum
- **Spacing & Pattern:** 80'-0" O.C. max., paired

**NOTE:** Luminaire spacing, height, wattage and spread patterns must be verified by Design Engineer and approved by the City of Lynnwood.



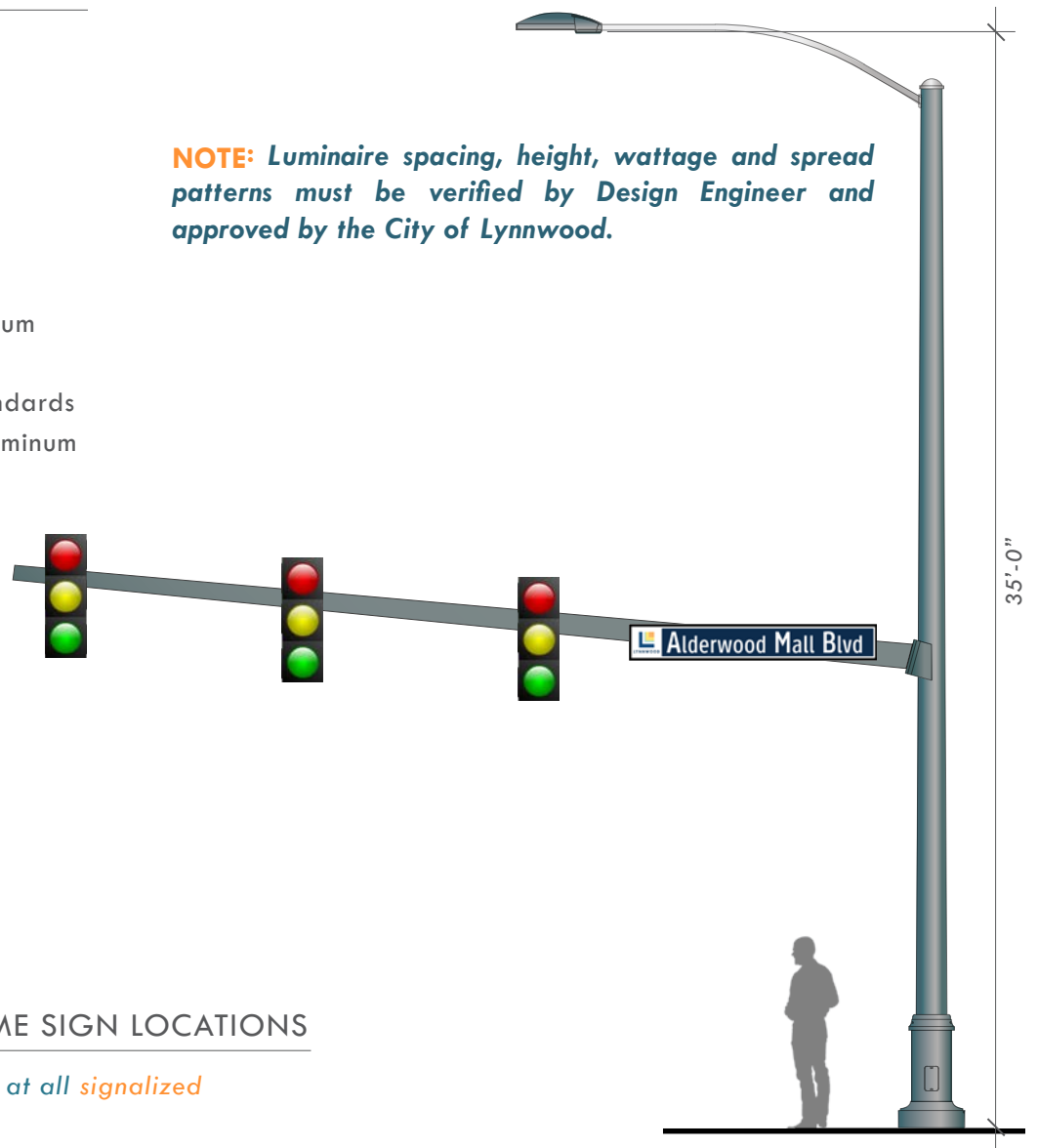
9 SIGNAL POLE AND LUMINAIRE SPECIFICATIONS

- **Luminaire Manufacturer:** Kim Lighting
- **Luminaire Model:** Warp9-LED (large)
- **BUG:** B2-U0-G2
- **Luminaire Housing:** aluminum; quick installation system (QIS)
- **Luminaire Style:** round shape luminaire
- **Lamp:** LED 4000K lamp (neutral white)
- **Luminaire Mounting Height:** 35'-0"
- **Luminaire Arm Length & Finish:** 6'-7", clear anodized aluminum
- **Luminaire Lens & Shield:** flat lens; house side shield
- **Pole/Signal Arm:** to be determined per City of Lynnwood standards
- **Pole/Signal Arm Color & Finish:** graphite gray and brush aluminum base; metallic polyester powder coating
- **Base Cover:** spun aluminum

**NOTE:** Luminaire spacing, height, wattage and spread patterns must be verified by Design Engineer and approved by the City of Lynnwood.

9 ILLUMINATED STREET NAME SIGN CHARACTERISTICS

- **Enclosure:** clean profile, LED illumination, black
- **Sign Colors:** MUTCD dark blue (Pantone 294) and white per FHWA color specifications
- **Sign Material:** aluminum 6061-T6
- **Text Type:** clearview highway type d
- **Text Color:** white
- **Text Height:** 12"; meets FHWA standards, complies to MUTCD
- **Symbols:** City of Lynnwood logo in standard logo colors



INTERSECTION LIGHTING & ILLUMINATED STREET NAME SIGN LOCATIONS

Intersection Lighting & Illuminated Street Name Signs are located at all *signalized intersections* within the City Center

## ILLUMINATION & SIGNAGE STANDARDS | STANDARD STREET NAME SIGNS

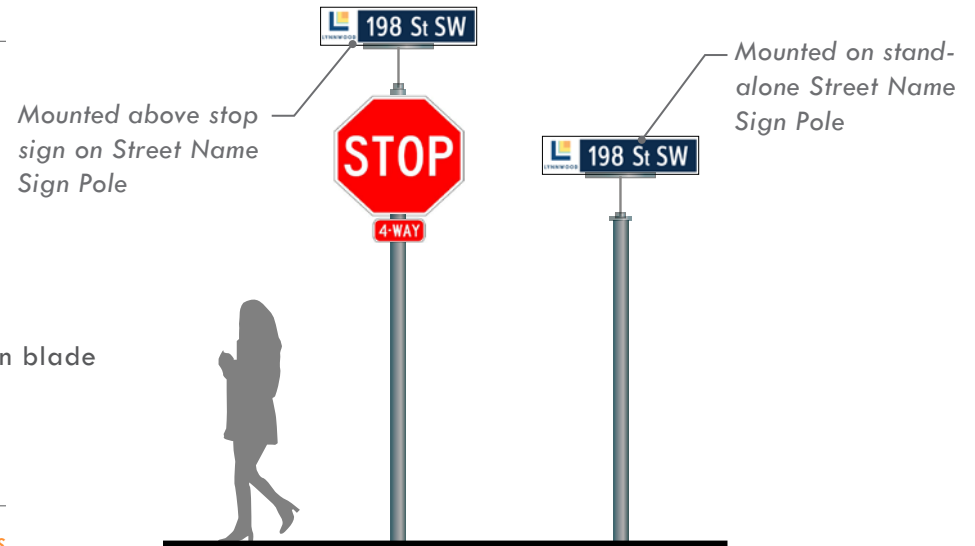
10

### 10 STANDARD STREET NAME SIGN CHARACTERISTICS

- **Sign Colors:** MUTCD dark blue (Pantone 294) and white per FHWA color specifications
- **Text Type:** clearview highway type d
- **Text Color:** white
- **Text Height:** 8", meets FHWA standards, complies to MUTCD
- **Symbols:** City of Lynnwood logo in standard logo colors
- **Mounting Height:** 7'-6" min. clearance
- **Sign Bracket:** clamp-on L bracket with additional bracket around sign blade
- **Sign Dimensions:** size per City of Lynnwood standards

### STANDARD STREET NAME SIGN LOCATIONS

Standard Street Name Signs are located at all *non-signalized intersections* within the City Center



## ILLUMINATION & SIGNAGE STANDARDS | STANDARD SIGN POLES

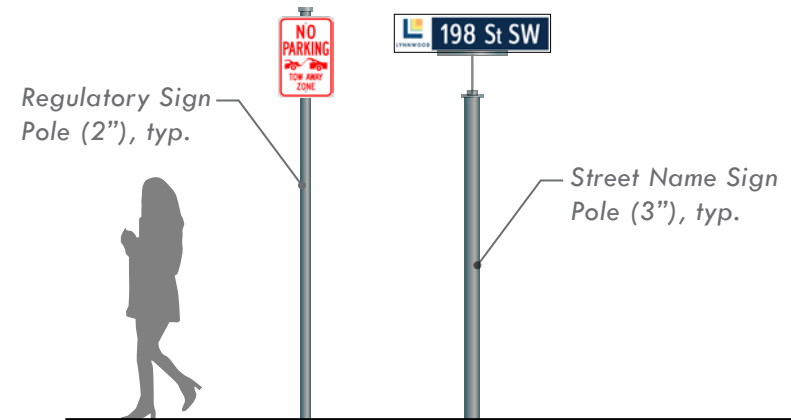
11

### 11 STANDARD SIGN POLE SPECIFICATIONS

- **Street Name Sign Pole:** 3" I.D.; straight galvanized steel (required for all Street Name Signs installations)
- **Regulatory Sign Pole:** 2" I.D.; straight galvanized steel
- **Pole Color & Finish:** graphite grey; metallic polyester powder coating

### STANDARD SIGN POLE LOCATIONS

Standard Sign Poles are *required* for all regulatory and street name signs within the City Center



12 VERTICAL ACCENT LIGHTING CHARACTERISTICS

- **Description:** vertical accent lighting should express crisp, clean contemporary lines; lighting to be approved by the City of Lynnwood
- **Material:** white/colored LED, aluminum, stainless steel, frosted outdoor grade acrylic/glass housing
- **Height:** 12' (approx.)
- **Shapes:** cylindrical, squared

VERTICAL ACCENT LIGHTING LOCATIONS

Vertical Accent Lighting is *required* at the following locations:

- Pedestrian Promenade

Vertical Accent Lighting is *optional* at the following locations:

- Pedestrian Amenity Clusters



Example of vertical accent lighting along a shared-use trail



Examples of vertical accent lighting that expresses crisp, clean, contemporary lines and complements the urban aesthetic



## ILLUMINATION &amp; SIGNAGE STANDARDS | ACCENT LIGHTING

12

## 12 HORIZONTAL ACCENT LIGHTING CHARACTERISTICS

- **Description:** horizontal accent lighting should express crisp, clean contemporary lines; lighting to be approved by the City of Lynnwood
- **Material:** white/colored LED, aluminum, stainless steel, frosted outdoor grade acrylic/glass housing
- **Size:** varies
- **Shapes:** round, square, rectangular

## HORIZONTAL ACCENT LIGHTING LOCATIONS

*Horizontal Accent Lighting is required at the following locations:*

- Celebratory Corners
- Pedestrian Promenade


*Horizontal Accent Lighting is optional at the following locations:*

- Pedestrian Amenity Clusters

**NOTE:** Photo examples shown illustrate desired aesthetic/quality only; actual design (including BUG rating and shielding) and locations of Accent Lighting must be approved by the City of Lynnwood.



Example of horizontal accent lighting integrated into custom benches



Examples of in-pavement accent lighting that expresses crisp, clean, contemporary lines and helps to define pedestrian space

### 13 STANDARD BENCH SPECIFICATIONS

- **Manufacturer:** Landscape Forms
- **Model:** Rest
- **Styles:** backed, backless
- **Materials:** extruded and cast aluminum
- **Metal Color & Finishes:** dark gray; clear anodized aluminum, polyester powder coating
- **Required Features:** surface-mounted; skateboard deterrents; anti-graffiti coating

### STANDARD BENCH SPACING REQUIREMENTS

- Streetscape Type 1, Streetscape Type 2, Streetscape Type 3 Extension: two (2) benches min. per block within 100'-0" of radius return
- Streetscape Type 3 Core: three (3) benches min. per block; one (1) bench min. per pedestrian amenity cluster



*Rest bench (backless, aluminum)*



*Rest bench (backed, aluminum)*



## STREET FURNITURE STANDARDS | STANDARD BENCHES

13

## STREETScape TYPE 4 • PEDESTRIAN PROMENADE

## 13 STANDARD BENCH SPECIFICATIONS

- **Manufacturer:** Landscape Forms
- **Models:** Rest, Mayo, MultipliCITY
- **Styles:** backed, backless
- **Materials:** extruded and cast aluminum (Rest), Ipe hardwood (Rest, MultipliCITY), precast concrete (Mayo)
- **Metal Color & Finishes:** dark gray (Rest) and light gray (MultipliCITY); clear anodized aluminum, polyester powder coating
- **Wood Type & Finish:** natural ipe; unfinished
- **Concrete Color & Finish:** light gray; acid wash
- **Required Features:** surface-mounted (Rest, MultipliCITY), free standing (Mayo); skateboard deterrents; anti-graffiti coating



Rest bench (backed/backless, hardwood &amp; aluminum)

## STANDARD BENCH SPACING REQUIREMENTS

- Streetscape Type 4: three (3) benches min. per block; one (1) bench min. per pedestrian amenity cluster
- Pedestrian Promenade: bench layout to be approved by the City of Lynnwood



Mayo bench (backless, precast concrete)



MultipliCITY bench (backed, hardwood &amp; aluminum)



Rest bench (backed, aluminum)

14 CUSTOM BENCH CHARACTERISTICS

- **Description:** custom benches should express crisp, clean contemporary lines
- **Styles:** backed, backless; stand-alone or integrated with planter edge
- **Materials:** extruded and cast aluminum, stainless steel, lpe hardwood, precast concrete
- **Metal Colors & Finishes:** all shades of gray; stainless steel, clear anodized aluminum, brushed aluminum, polyester powder coating
- **Wood Type & Finish:** natural, warm tones; unfinished
- **Concrete Color & Finish:** light gray; acid wash
- **Required Features:** surface-mounted, embedded or free standing (concrete only); skateboard deterrents; anti-graffiti coating



Example of precast concrete custom bench



Example of natural wood bench



Examples of custom stand-alone and built-in benches combining natural wood, concrete and metal that express crisp, clean, contemporary lines



## STREET FURNITURE STANDARDS | CUSTOM BENCHES

### CUSTOM BENCH LOCATIONS

Custom benches may be *substituted* for the required Standard Benches at the following locations:

- Streetscape Type 3 Core, Streetscape Type 4
- Pedestrian Amenity Clusters
- Pedestrian Promenade

**NOTE:** Photo examples shown illustrate desired aesthetic/quality only; actual designs and locations of Custom Benches must be approved by the City of Lynnwood.



Examples of custom stand alone and built-in benches combining natural wood, concrete and metal that express crisp, clean, contemporary lines

## 15 RECEPTACLE SPECIFICATIONS

- **Manufacturer:** Forms + Surfaces
- **Model:** Dispatch
- **Style:** split-stream configuration, divided internal baffle plate; vertical articulations; lid cover/top
- **Materials:** cast aluminum body and lid; stainless steel fasteners; rotationally molded, linear, medium density polyethylene bin and base.
- **Sizes:** 36 gal. (43"H x 25.5"W x 21.8"D) or 45 gal. (45.3"H x 26.8"W x 22.9"D)
- **Colors & Finishes:** medium gray (lid & body); clear anodized metal, polyester powder coat (same finish as adjacent standard bench)
- **Required Features:** surface-mounted; recycle symbol & trash graphic; anti-graffiti coating

## RECEPTACLE LOCATIONS

Receptacles are **required** at the following locations:

- Streetscape Type 1, Streetscape Type 2, Streetscape Type 3 Core, Streetscape Type 3 Extension, Streetscape Type 4
- Pedestrian Amenity Clusters
- Pedestrian Promenade

## RECEPTACLE SPACING REQUIREMENTS

- Streetscape Type 1, Streetscape Type 2, Streetscape Type 3 Core, Streetscape Type 3 Extension, Streetscape Type 4: two (2) receptacles min. per block, within 30'-0" of radius return at each intersection (NW & SE corners)
- Pedestrian Amenity Clusters: one (1) receptacle min. per Pedestrian Amenity Cluster
- Pedestrian Promenade: receptacle locations to be approved by the City of Lynnwood



*Dispatch litter & recycling receptacle*

## STREET FURNITURE STANDARDS | BICYCLE RACKS

16

## 16 BICYCLE RACK SPECIFICATIONS

- **Manufacturer:** Landscape Forms
- **Model:** Flo multi-rack
- **Style:** multi-rack; u-lock compatible, 2 points of contact
- **Material:** 1.5" O.D. x .120" wall stainless steel tubing, looped
- **Size:** 27.75"D x 25.5"W x 32.5"H
- **Color & Finish:** natural stainless steel; bead-blasted
- **Capacity:** three (3) bikes
- **Required Features:** surface-mounted; anti-graffiti coating

## BICYCLE RACK LOCATIONS

*Bicycle Racks are required at the following locations:*

- Streetscape Type 1, Streetscape Type 2, Streetscape Type 3 Core, Streetscape Type 3 Extension, Streetscape Type 4 (except at Gateway Intersection and Prominent Intersections)

*Bicycle Racks are optional at the following locations:*

- Pedestrian Amenity Clusters
- Pedestrian Promenade

## BICYCLE RACK SPACING REQUIREMENTS

- Streetscape Type 1, Streetscape Type 2, Streetscape Type 3 Core, Streetscape Type 3 Extension, Streetscape Type 4: two (2) bicycle racks min. per block, within 30'-0" of radius return at each intersection (NE & SW corners)



*Flo bicycle rack*

### 17 HEAVY DUTY SECURITY BOLLARD SPECIFICATIONS

- **Manufacturer & Model:** Inner City Street Furniture Anti Ram
- **Style:** cylinder with slanted top
- **Material:** S304 stainless steel
- **Color & Finish:** natural stainless steel; horizontal brushed
- **Sizes:** 3.5", 4", 4.5", 5", 5.5" or 6" dia. x 40" ht.; 60" overall length, 48" steel inner core
- **Required Features:** embedded (slanted top facing roadway); anti-graffiti coating

### HEAVY-DUTY SECURITY BOLLARD LOCATIONS & SPACING REQUIREMENTS

Heavy Duty Security Bollards are *required* at the following locations:

- Celebratory Corners: seven (7) at each corner; 5'-0" O.C. typ., 3'-0" from edge of roadway



Anti Ram heavy duty security bollard

### 18 DECORATIVE BOLLARD SPECIFICATIONS

- **Manufacturer:** Forms + Surfaces Light Column Bollard Series 500 or Series 600
- **Style:** cylinder with flat top, lighted
- **Materials:** stainless steel; white/colored LED, frosted outdoor-grade acrylic lens, decorative shield
- **Size:** 5" (Series 500) or 6" (Series 600) dia. x 48" ht.
- **Color & Finishes:** natural stainless steel; satin, polyester powder coated
- **Required Features:** embedded; anti-graffiti coating

### DECORATIVE BOLLARD LOCATIONS & SPACING REQUIREMENTS

Decorative Bollards are *required* at the following locations:

- Streetscape Type 4: 5'-0" O.C. typ., 3'-0" from edge of roadway
- Pedestrian Promenade: 5'-0" O.C. typ., locate to prevent vehicular access



Light Column decorative bollard with white acrylic shield (L) or decorative shield (R)



## STREET FURNITURE STANDARDS | CEMENT CONCRETE PLANTERS

19

## 19 CEMENT CONCRETE PLANTER SPECIFICATIONS

- **Manufacturers:** Quick Crete, Landscape Forms, Kornegay Design LLC
- **Models:** Cascade, Larkspur, Dune, Square
- **Material:** steel-reinforced concrete
- **Shapes:** tapered round, square or rectangular
- **Sizes:** 2" thick walls; 24", 32", 36" or 48" dia. x 24" to 48" ht.
- **Colors & Finishes:** sand tan, light brown, gray tones; light sandblast or acid etched
- **Required Features:** drain holes at bottom; sub-irrigation reservoir system; fork truck pockets available; anti-graffiti coating

## CEMENT CONCRETE PLANTER LOCATIONS

*Cement Concrete Planters are required at the following locations:*

- Gateway Intersection
- Prominent Intersections
- Celebratory Corners

*Cement Concrete Planters are optional at the following locations:*

- Pedestrian Amenity Clusters
- Pedestrian Promenade

## CEMENT CONCRETE PLANTER SPACING REQUIREMENTS

- Gateway Intersection, Prominent Intersections, Celebratory Corners: six (6) planters at each corner; cluster in groups of 2-3 planters of varying size within a single model



*Larkspur planter (Landscape Forms)*



*Cascade planter (Quick Crete)*



*Square planter (Kornegay Design LLC)*



*Dune planter (Kornegay Design LLC)*

20 STANDARD MANHOLE COVER SPECIFICATIONS

- **Manufacturer & Model:** Urban Accessories, Inc. Modern
- **Materials:** 100% Recycled Grey Iron, (ASTM A48 class 35b), 100% Recycled Cast Aluminum (ASTM B26)
- **Size:** 24" dia.
- **Finishes:** hot-dipped galvanized steel, natural raw unfinished aluminum

20 CUSTOM MANHOLE COVER CHARACTERISTICS


- **Description:** custom manhole covers should express crisp, clean contemporary lines
- **Material:** 100% Recycled Grey Iron (ASTM A48 class 35b), 100% Recycled Cast Aluminum (ASTM B26)
- **Size:** 24" dia.
- **Finishes:** hot-dipped galvanized steel, natural raw unfinished aluminum
- **Location:** use in place of standard manhole cover at Celebratory Corners



Modern manhole cover

20 TRENCH DRAIN GRATE SPECIFICATIONS


- **Manufacturer & Model:** Urban Accessories, Inc. Flat Rainbow
- **Materials:** 100% Recycled Grey Iron (ASTM A48 class 35b), 100% Recycled Cast Aluminum (ASTM B26)
- **Sizes:** 4"x18", 6"x18", 8"x18", 10"x18"
- **Finishes:** hot-dipped galvanized steel, natural raw unfinished aluminum
- **Required Features:** ADA compliant




Flat Rainbow trench drain grate

20 DRAIN GRATE SPECIFICATIONS


- **Manufacturers & Models:** Ironsmith Market Street or Vertigo; Urban Accessories, Inc. Standard ADA
- **Materials:** 100% Recycled Grey Iron, per ASTM A48 class 35b, 100% Recycled Cast Aluminum, per ASTM B26
- **Sizes:** 8", 12", 14", 16", 18" or 36" square
- **Finishes:** hot-dipped galvanized steel, natural raw unfinished aluminum



Market Street grate



Vertigo grate



Standard ADA grate

## UTILITY STANDARDS | MEDIA STORAGE BOXES

21

### 21 MEDIA STORAGE BOX SPECIFICATIONS

- **Manufacturer:** Lucid Management Group
- **Model:** Multiple Publication Newsrack (MPN)
- **Material:** cast aluminum
- **Size:** 6'-3"W x 1'-6.5"D
- **Color & Finish:** graphite gray; polyester powder coating
- **Required Features:** anti-graffiti coating

### MEDIA STORAGE BOX LOCATIONS

Media Storage boxes are *required* at the following locations:

- Celebratory Corners



MPN media storage box (shown in black; actual media storage boxes to be graphic gray)

## UTILITY STANDARDS | UTILITY BOXES

22

### 22 UTILITY BOX SPECIFICATIONS

- **Material:** 5052-H32 aluminum, 0.125" thick
- **Finishes:** brushed aluminum
- **Required Features:** anti-graffiti coating



Standard utility box

23 STANDARD STREET TREE GRATE SPECIFICATIONS

- **Manufacturers:** Iron Age Design, Ironsmith
- **Models:** Divisadero, Vertigo, Market Street
- **Style:** 5'-0" x 5'-0" square
- **Materials:** cast aluminum, class 35B gray iron per ASTM A48
- **Colors & Finishes:** all shades of gray; natural raw unfinished aluminum, hot-dipped galvanized iron
- **Frame Angles:** C385 architectural bronze
- **Required Features:** ADA compliant; break-away square tree opening; meets coefficient standards for slippage; grate uprights
- **Irrigation:** provide irrigation for all trees in tree grates


STANDARD STREET TREE GRATE LOCATIONS

*Standard Street Tree Grates are required at the following locations:*


- Streetscape Type 2, Streetscape Type 3 Core, Streetscape Type 3 Extension, Streetscape Type 4
- Pedestrian Amenity Clusters
- Pedestrian Promenade



**Divisadero** tree grate (Iron Age Design)



**Vertigo** tree grate (Ironsmith)



**Market Street** tree grate (Ironsmith)



## STREET TREE &amp; LANDSCAPE STANDARDS | PANEL STREET TREE GRATES

24

## 24 PANEL STREET TREE GRATE SPECIFICATIONS

- **Manufacturer:** Jonite
- **Model:** Square Mosaic
- **Style:** 12" x 12" modular squares
- **Material:** reconstituted stone, reinforced with concrete for added tensile strength
- **Colors & Finish:** all shades of gray; finish per Jonite
- **Standards:** international grating standard BS EN 124.1994; B classification for slip resistance test method AS/NZS 4586
- **Required Features:** 1/2" max. square opening for A.D.A. compliance; break-away square tree opening; meets coefficient standards for slippage; grate uprights
- **Planting:** plant tree opening with shrubs, grasses, groundcovers and perennials (see page 62-63)
- **Irrigation:** provide irrigation for all trees and plantings in panel tree grates

## PANEL STREET TREE GRATE LOCATIONS

Panel Street Tree Grates are **required** at the following locations:

- Streetscape Type 1

Panel Street Tree Grates may be **substituted** for the required Standard Street Tree Grates at the following locations:

- Streetscape Type 2, Streetscape Type 3 Extension
- Pedestrian Amenity Clusters
- Pedestrian Promenade

**NOTE:** Photo example shown is for illustrative purposes only; actual planting plans for Panel Street Tree Grates must be approved by the City of Lynnwood.



Square Mosaic modular panel tree grate

25 FILTERRA UNIT SPECIFICATIONS

- **Manufacturers:** Filterra
- **Unit Type:** TBD by City of Lynnwood
- **Unit Size:** as required to meet City of Lynnwood stormwater management goals
- **Tree Grate:** Market Street by Ironsmith, sized to fit
- **Required Features:** TBD by City of Lynnwood
- **Irrigation:** provide irrigation for all Filterra units

FILTERRA UNIT LOCATIONS

*Filterra Units are allowed at the following locations:*

- Planted Roadway Median Locations (Streetscape Type 1)



Example of Filterra unit

**NOTE:** Photo examples illustrate different sizes and types of Filterra unit installations; actual sizing and locations of Filterra units must be approved by the City of Lynnwood.



Examples of Filterra installations within the right-of-way

STREET TREE & LANDSCAPE STANDARDS | STREET TREES

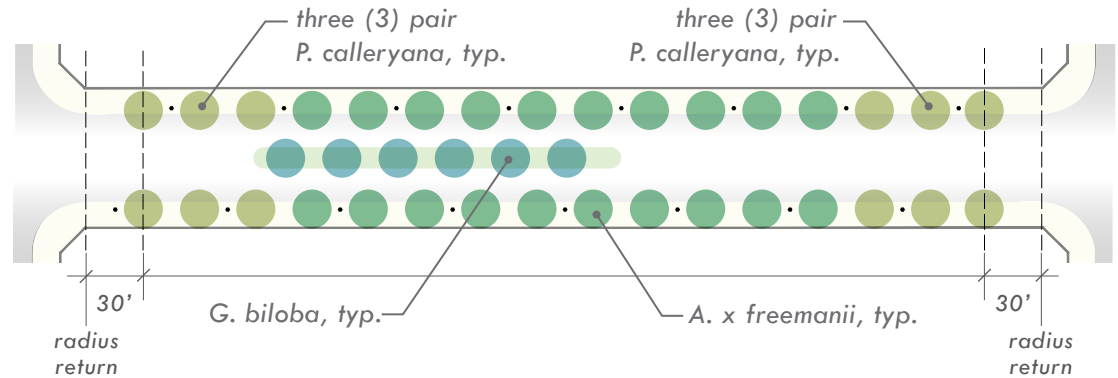
STREETSCAPE TYPE 1

26 STREET TREE SPECIES\* (2" caliper min.)

- Acer x freemanii 'Sienna'/ Sienna Glen Maple
- Pyrus calleryana 'Aristocrat'/ Aristocrat Pear
- Ginkgo biloba 'Magyar/ Magyar Ginkgo

STREET TREE REQUIREMENTS

- Streetscape Type 1: 30' O.C. typ. spacing, paired; two (2) trees spaced between luminaires
- 15' typ. offset from luminaires; 5' min offset from underground utilities; 30' min. offset from fire hydrants
- 18" depth root barrier required for all street trees



STREETSCAPE TYPE 1 STREET TREE LAYOUT

STREET TREE & LANDSCAPE STANDARDS | STREET TREES

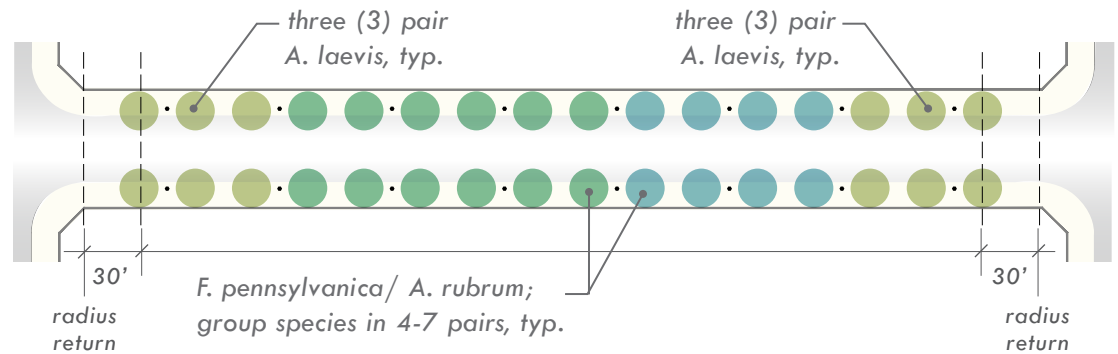
STREETSCAPE TYPE 2

26 STREET TREE SPECIES\* (2" caliper min.)

- Acer rubrum 'Karpick'/ Karpick Maple
- Fraxinus pennsylvanica 'Rugby'/ Prairie Spire Ash
- Amelanchier laevis 'JFS-Arb'/ Spring Flurry Serviceberry

STREET TREE SPACING REQUIREMENTS

- Streetscape Type 2: 30' O.C. typ. spacing, paired; two (2) trees spaced between luminaires
- 15' typ. offset from luminaires; 5' min offset from underground utilities; 30' min. offset from fire hydrants
- 18" depth root barrier required for all street trees



STREETSCAPE TYPE 2 STREET TREE LAYOUT

**NOTE:** Tree locations shall be adjusted for sight distance standards at all driveways and intersections and must be approved by the City of Lynnwood.

\*See Appendix C for photos of Street Trees, Accent Trees and plants.



STREETSCAPE TYPE 3 CORE • STREETSCAPE TYPE 3 EXTENSION

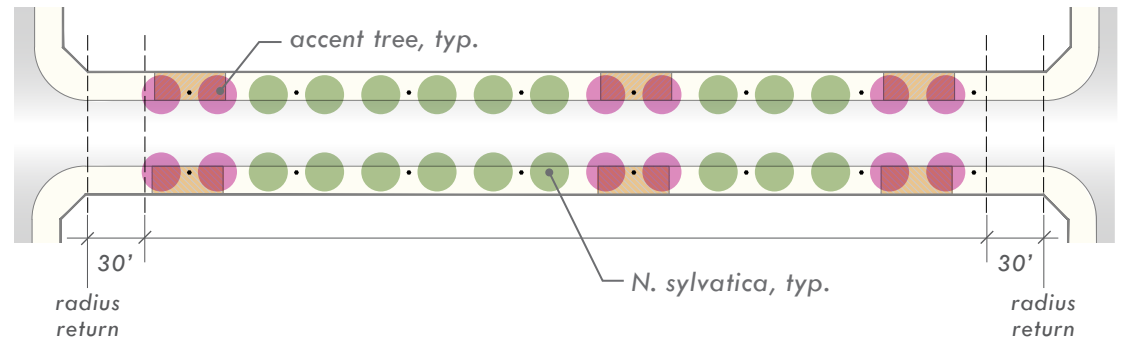
26 STREET TREE SPECIES\* (2" caliper min.)

- *Nyssa sylvatica* 'Haymanred'/ Red Rage Tupelo

STREET TREE SPACING REQUIREMENTS

- Streetscape Type 3: 26' O.C. typ. spacing, paired; two (2) trees spaced between luminaires
- 15' typ. offset from luminaires; 5' min offset from underground utilities; 30' min. offset from fire hydrants
- 18" depth root barrier required for all street trees

NOTE: No accent trees required on Streetscape Type 3 Extension; only required in Pedestrian Amenity Clusters on Streetscape Type 3 Core



STREETSCAPE TYPE 3 STREET TREE LAYOUT

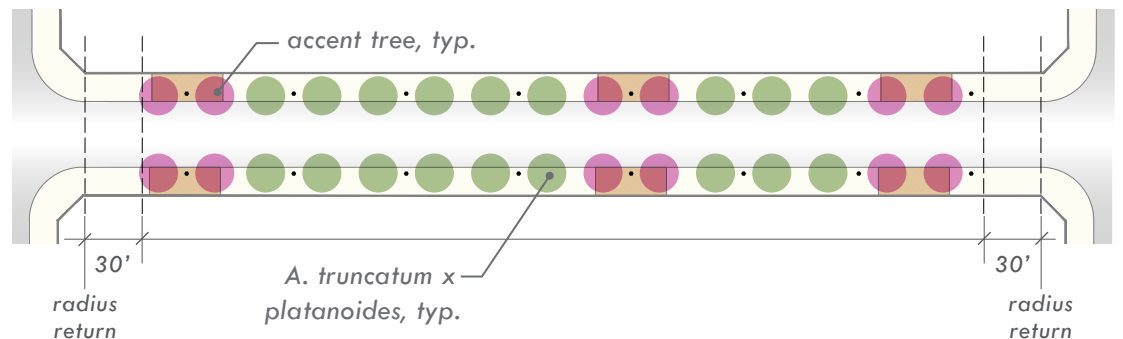
STREETSCAPE TYPE 4

26 STREET TREE SPECIES\* (3" caliper min.)

- *Acer truncatum x platanoides* 'Keithsform'/ Norwegian Sunset Maple

STREET TREE SPACING REQUIREMENTS

- Streetscape Type 4: 26' O.C. typ. spacing, paired; two (2) trees spaced between luminaires
- 15' typ. offset from luminaires; 5' min offset from underground utilities; 30' min. offset from fire hydrants
- 18" depth root barrier required for all street trees



STREETSCAPE TYPE 4 STREET TREE LAYOUT

NOTE: Tree locations shall be adjusted for sight distance standards at all driveways and intersections and must be approved by the City of Lynnwood.

\*See Appendix C for photos of Street Trees, Accent Trees and plants.



## STREET TREE &amp; LANDSCAPE STANDARDS | ACCENT TREES

27

## 27 ACCENT TREE SPECIES\* (2" caliper min.)

- Prunus 'Berry'/ Cascade Snow Cherry
- Malus 'Tschonoskii'/ Tschonoskii Crabapple
- Cornus kousa x nuttallii 'KN4-43'/ Starlight Dogwood
- Styx japonicus 'JFS-D'/ Snowcone Japanese Snowbell

## ACCENT TREE LOCATIONS

Accent Trees are **required** at the following locations:



- Pedestrian Amenity Clusters
- Pedestrian Promenade

## ACCENT TREE SPACING REQUIREMENTS
















- Pedestrian Amenity Clusters: 20' O.C. min. spacing, plant trees in clusters of a single species
- Pedestrian Promenade: 20' O.C. min. spacing
- 15' typ. offset from luminaires; 5' min offset from underground utilities; 30' min. offset from fire hydrants
- 18" depth root barrier required for all street trees
- No more than 2 accent tree species per block

**NOTE:** Tree locations shall be adjusted for sight distance standards at all driveways and intersections and must be approved by the City of Lynnwood.






\*See Appendix C for photos of Street Trees, Accent Trees and plants.



Examples of flowering and non-flowering accent trees along urban streets




SHRUBS						Suggested Variety
Abelia sp./ Abelia	•		•	3'	4'	'Kaleidoscope'
Berberis thunbergii/ Japanese Barberry	•			2'	2'	'Concorde', 'Goruzam'
Calluna vulgaris/ Scotch Heather	•		•	1.5'	1.5'	'Amethyst', 'Spring Torch'
Cornus stolonifera/ Red-Twig Dogwood (dwarf)		•		2.5'	2.5'	'Kelsey'
Fothergilla gardenii/ Dwarf Fothergilla				3'	3'	'Blue Mist'
Hebe sp./ Hebe	•		•	3'	3'	'Western Hills'
Lavandula angustifolia/ English Lavender	•		•	1.5'	1.5'	'Munstead', 'Twickle Purple'
Mahonia nervosa/ Low Oregon Grape	•	•	•	2'	2'	
Nandina domestica/ Heavenly Bamboo (dwarf)	•		•	2'	2'	'Jaytee', 'Harbor Dwarf'
Polystichum munitum/ Sword Fern	•	•	•	2'	2'	
Potentilla fruticosa/ Shrubby Cinquefoil	•	•		2'	3'	'Sunset'
Spiraea betulifolia/ Birch-Leaf Spirea	•	•		3'	3'	'Tor'
Spiraea japonica/ Japanese Spirea	•			2'	3'	'Galen', 'Goldmound'
Vaccinium corymbosum/ Highbush Blueberry			•	2'	2'	'Peach Sorbet'
Weigela florida/ Weigela (dwarf)	•			1.5'	2'	'Elvera'
GRASSES						Suggested Variety
Deschampsia cespitosa/ Tufted Hair Grass (dwarf)	•	•	•	1'	2'	'Northern Lights'
Festuca idahoensis/ Idaho Fescue	•	•	•	1.5'	2'	'Siskiyou Blue'
Liriope muscari/ Lilyturf			•	1.5'	2'	'Silvery Sunproof', 'Big Blue'
Ophiopogon japonicus/ Mondo Grass			•	1.5'	1.5'	
Pennisetum alopecuroides/ Fountain Grass (dwarf)	•		•	1'	2'	'Little Bunny', 'Cassian'
Sesleria autumnalis/ Autumn Moor Grass	•		•	1.5'	2'	
PERENNIALS						Suggested Variety
Coreopsis verticillata/ Tickseed				1.5'	1.5'	'Moonbeam'
Echinacea purpurea/ Coneflower	•			2'	1.5'	'CBG Cone 2'
Hemerocallis sp./ Daylily	•			1.5'	1.5'	'Swirling Water'
Sedum sp./ Stonecrop	•			1.5'	1.5'	'Matrona'








-  DROUGHT-TOLERANT
-  NATIVE/ADAPTED
-  EVERGREEN
-  PLANT HEIGHT (FEET) \*
-  PLANT SPREAD (FEET)
- \* PLANTS WITHIN THE R.O.W. SHALL BE NO HIGHER THAN 36" MATURE HEIGHT



## STREET TREE & LANDSCAPE STANDARDS | PLANTERS

GROUNDCOVERS				HT'	SP'	Suggested Variety
Arctostaphylos uva-ursi/ Kinnikinnick	•	•	•	.5'	1'	'Vancouver Jade'
Armeria maritima/ Sea Thrift	•	•	•	.5'	.5'	'Lipstick', 'Pink Panda'
Fragaria chiloensis/ Beach Strawberry	•	•	•	.5'	2'	
Geum sp./ Avens	•		•	1'	1'	'Mango Lassi'
Helianthemum sp./ Sunrose	•		•	1'	1.5'	'Cheviot', 'Fire Dragon', 'Annabel'
Thymus praecox/ Creeping Thyme	•		•	.5'	1.5'	'Nutmeg'
Achillea millefolium/ Common Yarrow	•	•	•	2'	2'	'Walther Funke'

-  DROUGHT-TOLERANT
-  NATIVE/ADAPTED
-  EVERGREEN
-  PLANT HEIGHT (FEET) \*
-  PLANT SPREAD (FEET)
- \* PLANTS WITHIN THE R.O.W. SHALL BE NO HIGHER THAN 36" MATURE HEIGHT

### PLANTER LOCATIONS

Planters are *required* at the following locations:

- Planted Roadway Median locations
- Pedestrian Amenity Clusters
- Pedestrian Promenade
- Panel Street Tree Grate locations



**NOTE:** Photo examples shown are for illustrative purposes only; actual planting plans for all planters must be approved by the City of Lynnwood.

\*See Appendix C for photos of Street Trees, Accent Trees and plants.



Examples of street planters with a crisp, clean, urban aesthetic and a mix of shrubs, grasses, perennials and groundcovers





# APPENDIX A

## Lynnwood City Center Standard Details

### Street Furniture Details

Bench Type A.....	STDCC-1
Bench Type B.....	STDCC-2
Bench Type C.....	STDCC-3
Heavy Duty Bollard.....	STDCC-4A
Decorative Bollard.....	STDCC-4B
Litter & Recycle Receptacle.....	STDCC-5
Bicycle Rack.....	STDCC-6

### Irrigation Details

Flower Basket Irrigation.....	STDCC-7
Flower Basket Valve Access Box.....	STDCC-8

### Sidewalk Details

Standard Sidewalk Clearances.....	STDCC-9
Typical Pedestrian Amenity Cluster Layout.....	STDCC-10
Sidewalk Layout.....	STDCC-11
Standard Sidewalk Treatments.....	STDCC-12
Street Tree Grate.....	STDCC-13
Panel Street Tree Grate.....	STDCC-14
Driveway Scoring Layout.....	STDCC-15

### Illumination Details

Streetscape Type 1 - Street & Ped. Luminaire & Pole.....	STDCC-16
Streetscape Type 2 - Street & Ped. Luminaire & Pole.....	STDCC-17
Streetscape Type 3 (Ext.) - Street & Ped. Luminaire & Pole.....	STDCC-18
Streetscape Type 3 (Core) - Pedestrian Luminaire & Pole.....	STDCC-19
Streetscape Type 4 - Pedestrian Luminaire & Pole.....	STDCC-20
Promenade - Pedestrian Luminaire & Pole.....	STDCC-21
Pole Receptacle.....	STDCC-22

### Median Details

Median Tree Planting.....	STDCC-23
Median.....	STDCC-24

### Crosswalk Details

Standard Crosswalk Striping.....	STDCC-25
Gateway Intersection Crosswalk.....	STDCC-26
Prominent Intersections Crosswalk.....	STDCC-27
Celebratory Corners Intersection.....	STDCC-28

### Street Sign Details






Illuminated Street Name Sign at Signalized Intersections.....	STDCC-29A
Standard Street Name Sign at Non-Signalized Intersections.....	STDCC-29B
Standard Street Name Sign at Non-Signalized Intersections.....	STDCC-29C



# APPENDIX B

## City of Lynnwood City Center Roadway Standards

Street Type:	Boulevard	Boulevard	Boulevard	Boulevard	Boulevard	Boulevard	Boulevard	Collector	Collector	Grid	Promenade	CC Boundary	CC Boundary
Street Description:	200th - 5 lanes	200th - 6 lanes	200th - 7 lanes	196th & 44th - 7 lanes	44th - 8 lanes	36th - 6 lanes	36th - 5 lanes	40th - 3 lanes w/o parking	194th - 2 lanes w/ parking	42nd - 2 lanes w/ parking	198th - 2 lanes w/ parking	48th - 3 lanes w/ parking	33rd - 5 lanes
Sidewalk:	12	12	12	12	12	12	12	16	12	16	16	12	12
Curb:	0.5	0.5	0.5	0.5	0.5	0.5	0.5	0.5	0.5	0.5	0.5	0.5	0.5
On Street Parking:	0	0	0	0	0	0	0	0	8	8	7	8	0
Bike Lane:	5	5	5	0	0	0	0	5	5	0	0	5	5
Sharrow/Travel Lane:										14	13		
Travel Lane:	12	12	12	12	12	12	12	11	11			11	11
Travel Lane:	11	11	11	11	11	12	12						11
Travel Lane:			11	11	11	12							
Median/Turn Lane:	18	18	18	18	18		12	11					
Travel Lane:					11	12							
Travel Lane:		11	11	11	11	12	12						11
Travel Lane:	11	11	11	11	11	12	12					11	11
Travel Lane:	12	12	12	12	12			11	11			11	11
Sharrow/Travel Lane:										14	13		
Bike Lane:	5	5	5	0	0	0	0	5	5	0	0	5	5
On Street Parking:	0	0	0	0	0	0	0	0	8	8	7	8	0
Curb:	0.5	0.5	0.5	0.5	0.5	0.5	0.5	0.5	0.5	0.5	0.5	0.5	0.5
Sidewalk:	12	12	12	12	12	12	12	16	12	16	16	12	12
<b>Total ROW ft width Needed:</b>	<b>99</b>	<b>110</b>	<b>121</b>	<b>111</b>	<b>122</b>	<b>97</b>	<b>85</b>	<b>76</b>	<b>73</b>	<b>77</b>	<b>73</b>	<b>84</b>	<b>90</b>
<b>Existing ROW ft</b>	60	65	75	90-145	100	97	70-80	60-80	60	0	60	60	60
<b>Difference ft</b>	39	45	46	0-21	22	0	5-15	0-16	13	77	13	24	30

Curb	
Sidewalk	
Bike Lane	
On Street Parking	
Travel Lane	
Median/Turn Lane	





# APPENDIX C

## Plant Photos: Street, Median and Accent Trees



*Acer x freemanii* 'Sienna' /  
Sienna Glen Maple



*Acer rubrum* 'Karpick' /  
Karpick Maple



*Acer x 'Keithsform'* /  
Norwegian Sunset Maple



*Amelanchier laevis* 'JFS-Arb' /  
Spring Flurry Serviceberry



*Cornus x 'Starlight'* /  
Starlight Dogwood



*Fraxinus pennsylvanica* 'Rugby' /  
Prairie Spire Ash



*Ginkgo biloba* 'Magyar' /  
Magyar Ginkgo



*Malus 'Tschonoskii'* /  
Tschonoskii Crabapple



*Nyssa sylvatica* 'Haymanred' /  
Red Rage Tupelo



*Prunus 'Berry'* /  
Cascade Snow Cherry



*Pyrus calleryana* 'Aristocrat' /  
Aristocrat Pear



*Styrax japonicus* 'JFS-D' /  
Snowcone Japanese Snowbell



# APPENDIX C

## Plant Photos: Shrubs, Grasses, Groundcovers & Perennials



*Abelia sp.* / Abelia



*Achillea millefolium* / Common Yarrow



*Arctostaphylos uva-ursi* / Kinnikinnick



*Armeria maritima* / Sea Thrift



*Berberis thunbergii* / Japanese Barberry



*Calluna vulgaris* / Scotch Heather



*Coreopsis verticillata* / Tickseed



*Cornus stolonifera* / Red-Twig Dogwood



*Deschampsia cespitosa* / Tufted Hair Grass



*Echinacea purpurea* / Coneflower



*Festuca idahoensis* / Idaho Fescue



*Fothergilla gardenii* / Dwarf Fothergilla



*Fragaria chiloensis* / Beach Strawberry



*Geum sp.* / Avens



*Hebe sp.* / Hebe





*Helianthemum sp.* / Sunrose



# APPENDIX C

## Plant Photos: Shrubs, Grasses, Groundcovers & Perennials







## APPENDIX D

### References & Background Documents

The City Center Streetscape Plan is intended to build upon the following background documents:

- Draft City Streetscape Plan ..... May 2013
- City Center Street Master Plan ..... December 2009
- City of Lynnwood’s Community Vision ..... January 2009
- City Center Subarea Plan ..... September 2007
- City Center Parks Master Plan ..... August 2007
- Ordinance 2937 amended City Center zoning LMC 21.60, City Center Grid Streets and City Center Design Guidelines ..... March 2012
- Ordinance 2938 City Center Gateways ..... March 2012
- Mode Split for City Center Street Master Plan ..... December 2009
- Sound Transit Technical Memorandum - Extension of Light Rail to Lynnwood City Center ..... November 2011
- Sound Transit Lynnwood Link DEIS ST Board Preferred Alternative ..... (TBD November 2013)
- Sound Transit Lynnwood Link City of Lynnwood Resolution 2013-10 regarding City’s preferred alignment
- Lynnwood Brand Print Final Report ..... August 2010
- *Current items that have been adopted into the City Code or Public Works Standards*



**LYNNWOOD**  
WASHINGTON  
PUBLIC WORKS

**CITY CENTER  
STANDARD DETAILS**

DRAWING NUMBER	STD
SCALE	SCALE
REVISION DATE	MM/YR
DEPARTMENT	DEPT

# Lynnwood City Center Standard Details

---

## Street Furniture

1. STDCC-1 Bench Type A
2. STDCC-2 Bench Type B
3. STDCC-3 Bench Type C
4. STDCC-4A Heavy Duty Bollard
5. STDCC-4B Decorative Bollard
6. STDCC-5 Litter & Recycle Receptacle
7. STDCC-6 Bicycle Rack

## Irrigation

1. STDCC-7 Flower Basket Irrigation
2. STDCC-8 Flower Basket Valve Access Box

## Sidewalk Details

1. STDCC-9 Standard Sidewalk Clearances
2. STDCC-10 Typical Pedestrian Amenity Cluster Layout
3. STDCC-11 Sidewalk Layout
4. STDCC-12 Standard Sidewalk Treatments
5. STDCC-13 Street Tree Grate
6. STDCC-14 Panel Street Tree Grate
7. STDCC-15 Driveway Scoring Layout

## Illumination Details

1. STDCC-16 Streetscape Type 1 - Street & Pedestrian Luminaire and Pole
2. STDCC-17 Streetscape Type 2 - Street & Pedestrian Luminaire and Pole
3. STDCC-18 Streetscape Type 3 (Extension) Street & Pedestrian Luminaire and Pole
4. STDCC-19 Streetscape Type 3 (Core) Pedestrian Luminaire and Pole
5. STDCC-20 Streetscape Type 4 Pedestrian Luminaire and Pole
6. STDCC-21 Promenade Pedestrian Luminaire and Pole
7. STDCC-22 Pole Receptacle

## Median Details

1. STDCC-23 Median Tree Planting
2. STDCC-24 Median

## Crosswalk Details

1. STDCC-25 Standard Crosswalk Striping
2. STDCC-26 Gateway Intersection Crosswalk
3. STDCC-27 Prominent Intersections Crosswalk
4. STDCC-28 Celebratory Corners Intersection

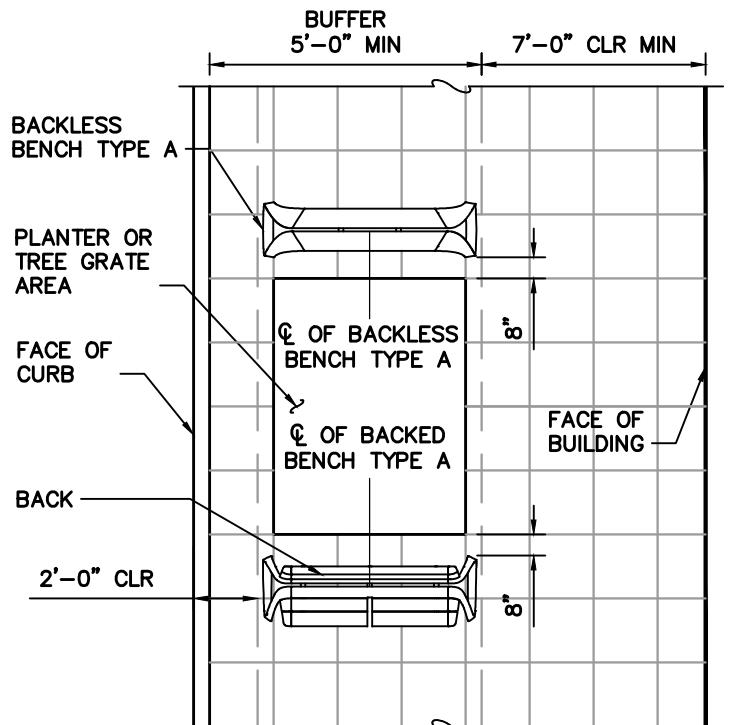
## Street Signs

1. STDCC-29A Illuminated Street Name Sign at Signalized Intersection
2. STDCC-29B Standard Street Name Sign at Non-Signalized Intersection
3. STDCC-29C Standard Street Name Sign at Non-Signalized Intersection

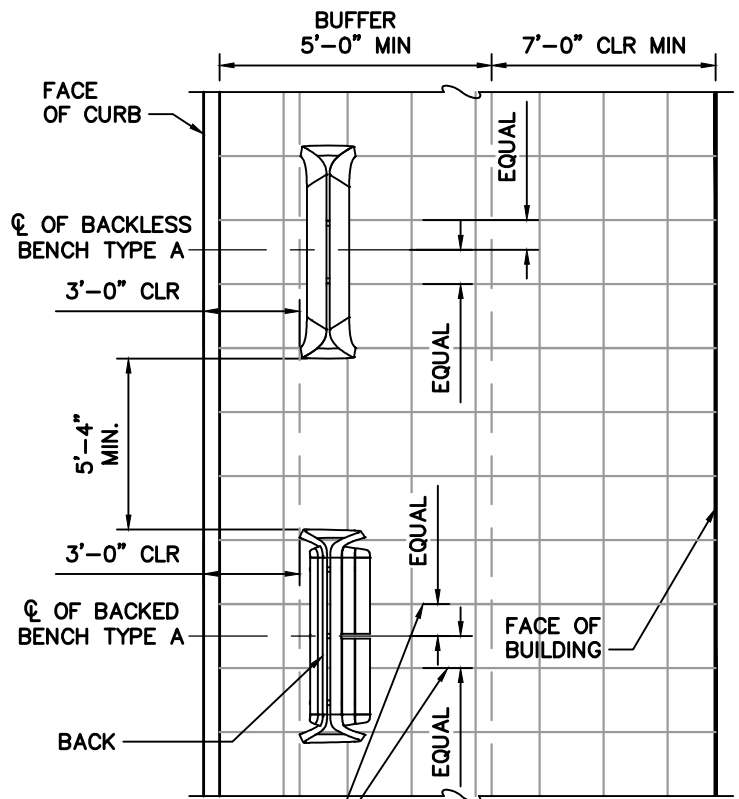
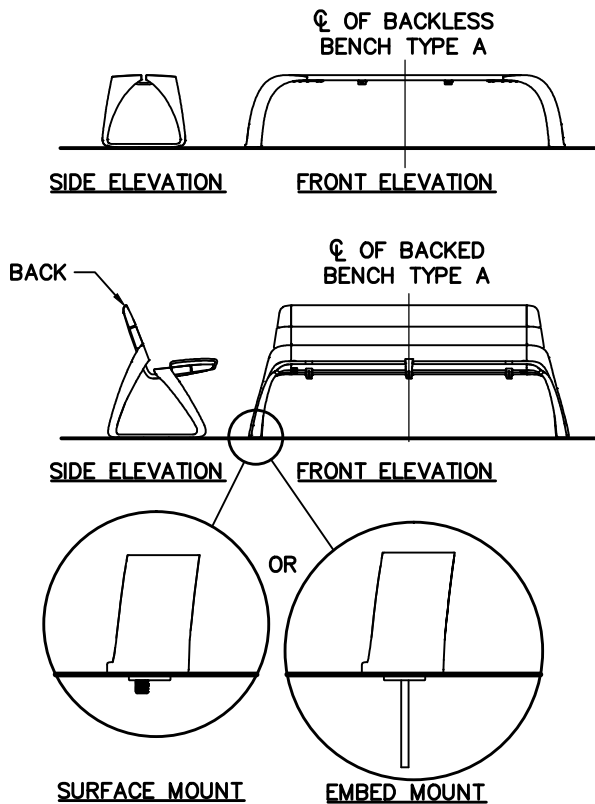


**NOTES:**

1. BENCH TYPE A SHALL BE "REST" BY LANDSCAPE FORMS WITH ONE DIVIDER, OR APPROVED EQUAL.
2. BENCH TYPE A POWDERCOAT COLOR SHALL BE "TITANIUM" WITH ANTI-GRAFFITI COATING BY LANDSCAPE FORMS, OR APPROVED EQUAL.
3. BENCH TYPE A SHALL BE INSTALLED LEVEL AND PLUMB.
4. MANUFACTURER SURFACE MOUNT HARDWARE FOR BACKED BENCHES SHALL INCLUDE (2) BOLT, (2) 1/4-20 X 1.00 SET SCREWS, (1) WASHER/SPACER.
3. MANUFACTURER SURFACE MOUNT HARDWARE FOR BACKLESS BENCHES SHALL INCLUDE, (2) BOLT, (2) 1/4-20 X 1.50 SET SCREWS, (1) WASHER/SPACER.
4. MANUFACTURER EMBED MOUNTING HARDWARE SHALL INCLUDE (4) 3/8-16 X 5" THREADED ROD.
5. BENCH TYPE B SHALL BE CONSTRUCTED WITH MATERIALS AND FASTENERS THAT ARE RESISTANT TO VANDALISM, RUST, OXIDATION, AND LOOSENING.
6. MOUNTING METHOD SHALL NOT ALLOW BENCH TO MOVE WHEN A STATIC LOAD OF 800 LBS IS APPLIED IN ANY DIRECTION.
7. APPLIES TO ALL STREETSCAPE TYPES.



**PLAN**

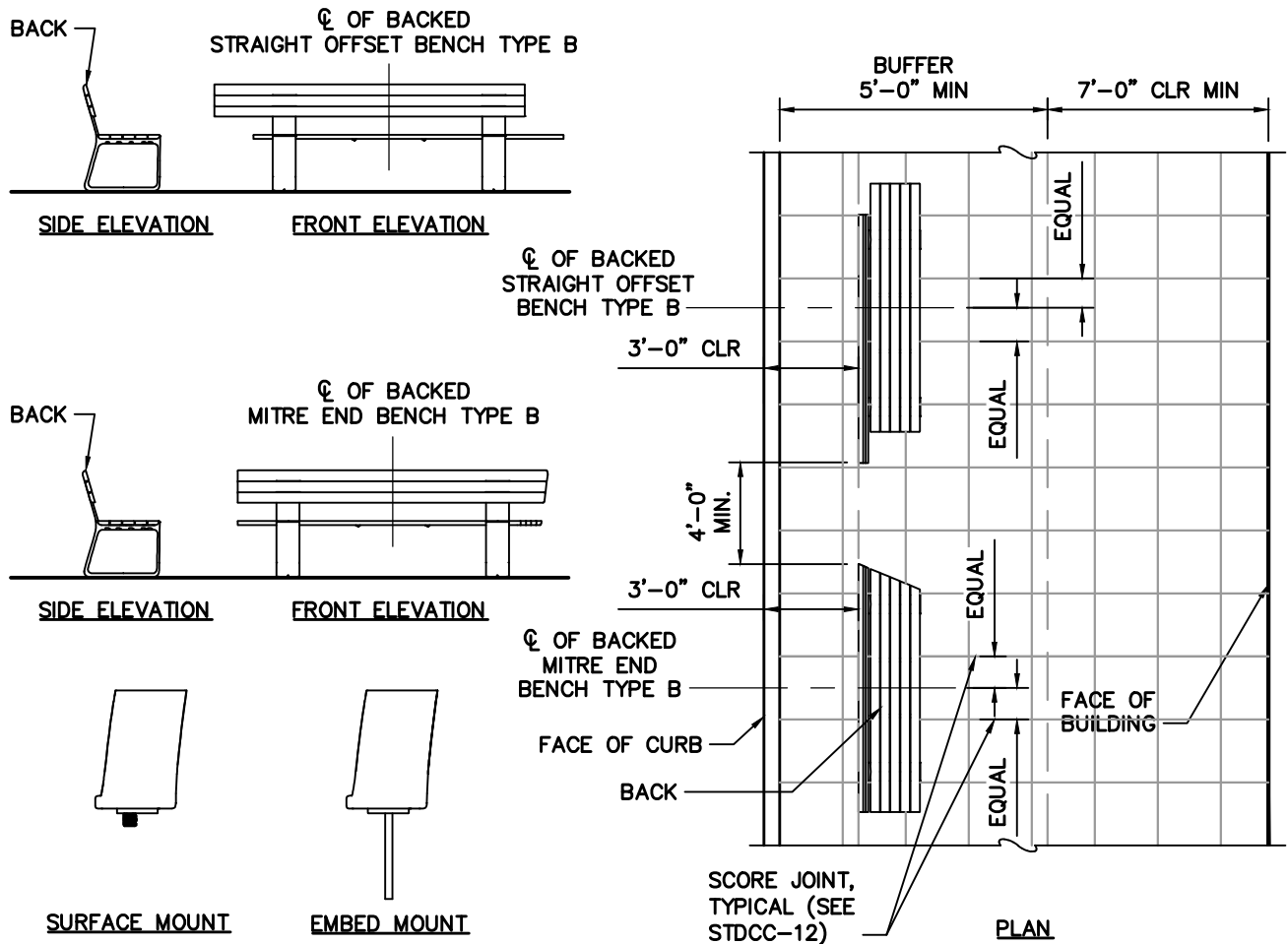


**PLAN**

DRAWING NUMBER	STDCC-1
SCALE	NONE
REVISION DATE	09/14
DEPARTMENT	PW

**NOTES:**

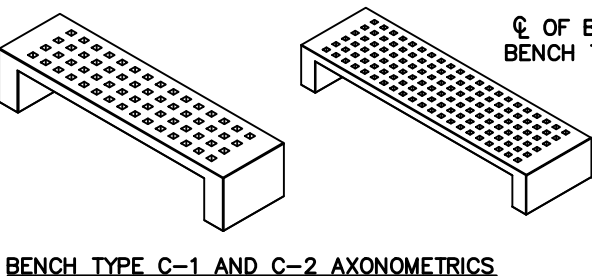
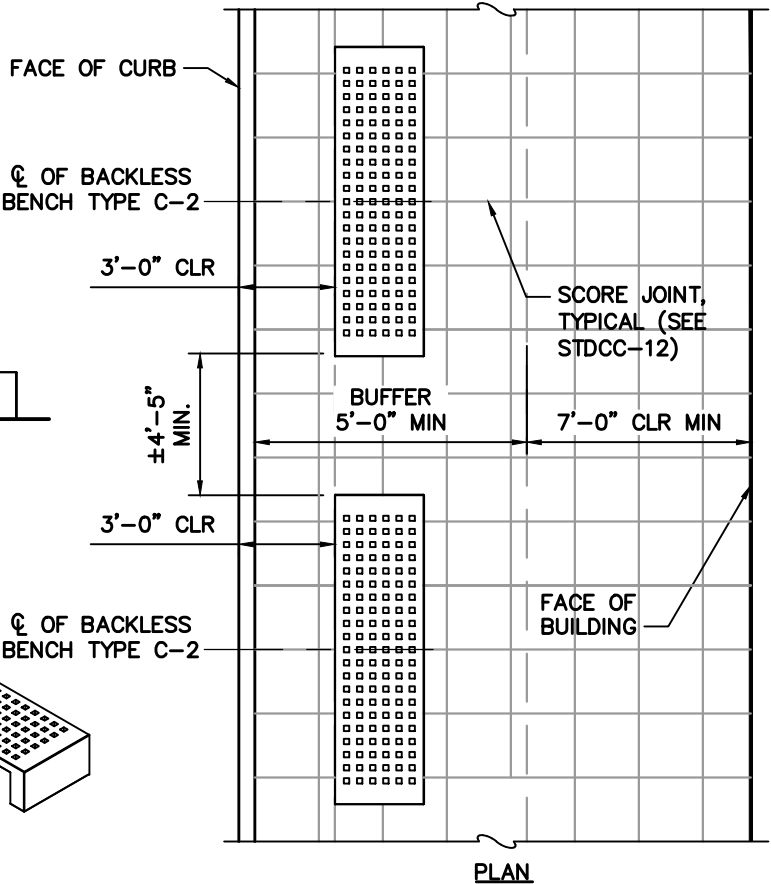
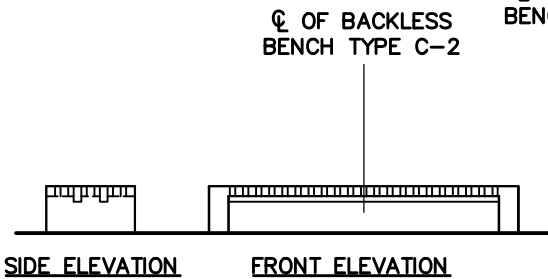
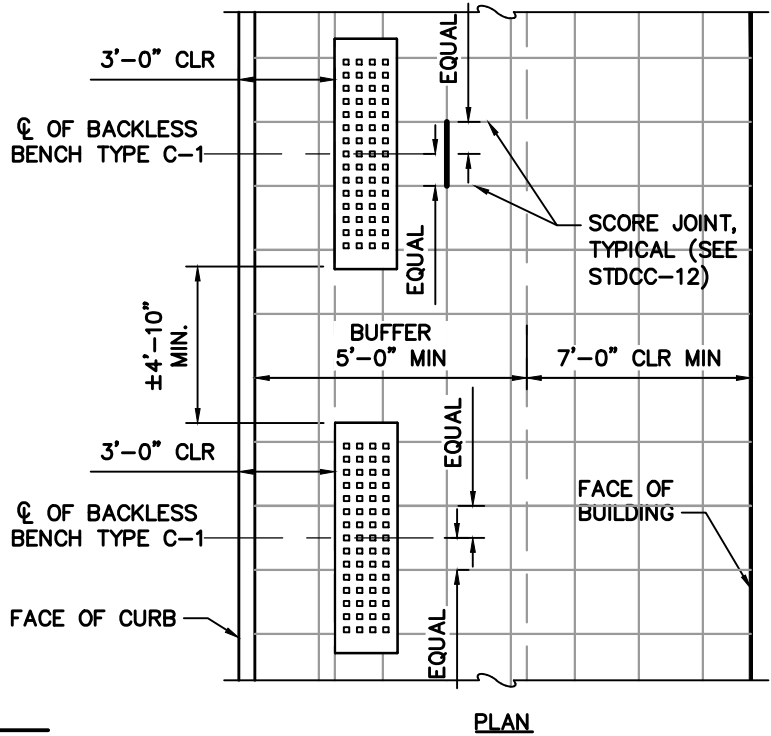
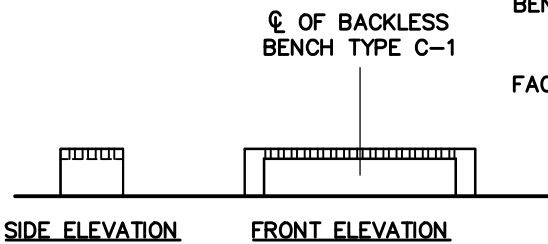
1. BENCH TYPE B SHALL BE "MULTIPLICITY" BY LANDSCAPE FORMS, OR APPROVED EQUAL.
2. BENCH TYPE B METAL COMPONENTS SHALL HAVE POWDERCOAT COLOR "TITANIUM" WITH ANTI-GRAFFITI COATING BY LANDSCAPE FORMS, OR APPROVED EQUAL.
3. BENCH TYPE B SHALL HAVE IPE WITH NO FINISH.
4. BENCH TYPE B SHALL BE INSTALLED LEVEL AND PLUMB.
5. MANUFACTURER SURFACE MOUNT HARDWARE FOR BACKED BENCHES SHALL INCLUDE (4) 5/8"-11 THREAD ANCHOR AND (4) 1/4-20 X 3/4" HEX SOCKET SET SCREW.
6. MANUFACTURER EMBED MOUNTING HARDWARE SHALL INCLUDE (4) 3/8-16 X 5"-1/8" THREADED ROD.
7. BENCH TYPE B SHALL BE CONSTRUCTED WITH MATERIALS AND FASTENERS THAT ARE RESISTANT TO VANDALISM, RUST, OXIDATION, AND LOOSENING.
8. MOUNTING METHOD SHALL NOT ALLOW BENCH TO MOVE WHEN A STATIC LOAD OF 800 LBS IS APPLIED IN ANY DIRECTION.
9. APPLIES TO ALL STREETSCAPE TYPES.



DRAWING NUMBER	STDCC-2
SCALE	NONE
REVISION DATE	09/14
DEPARTMENT	PW

**NOTES:**

1. BENCH TYPE C-1 AND C-2 SHALL BE "MAYO" BY LANDSCAPE FORMS, OR APPROVED EQUAL.
2. BENCH TYPE C-1 AND C-2 SHALL BE REINFORCED "GREY" CAST STONE WITH ACID-ETCHED, WATERPROOFED FINISH AND ANTI-GRAFFITI COATING.
3. BENCH TYPE C-1 AND C-2 SHALL BE INSTALLED FREESTANDING, LEVEL AND PLUMB.
4. APPLIES TO ALL STREETSCAPE TYPES.

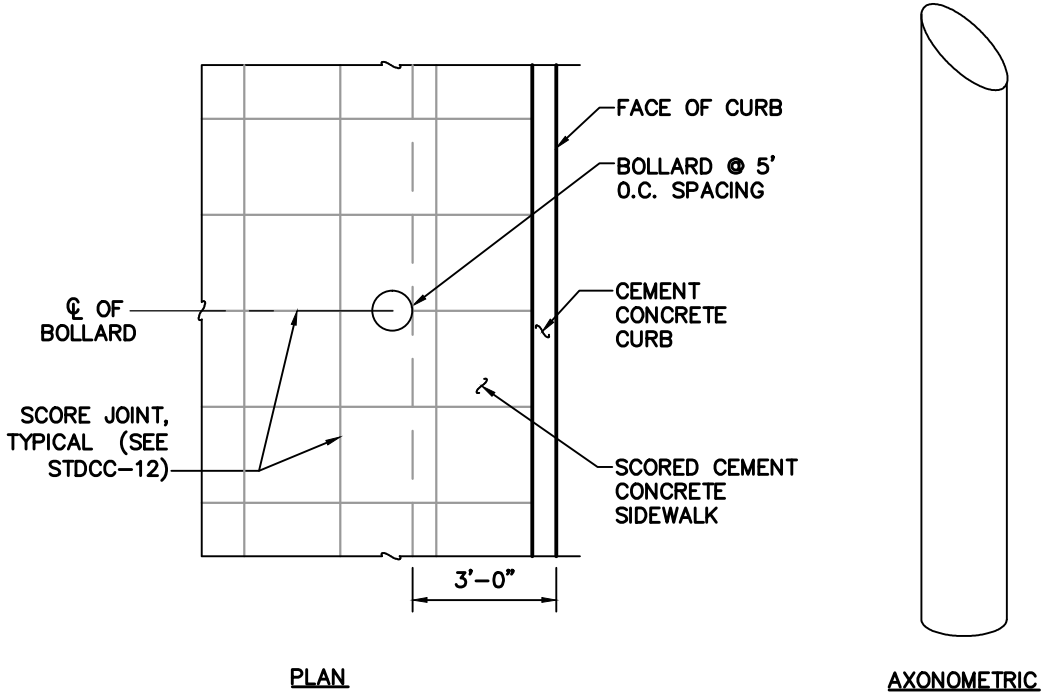
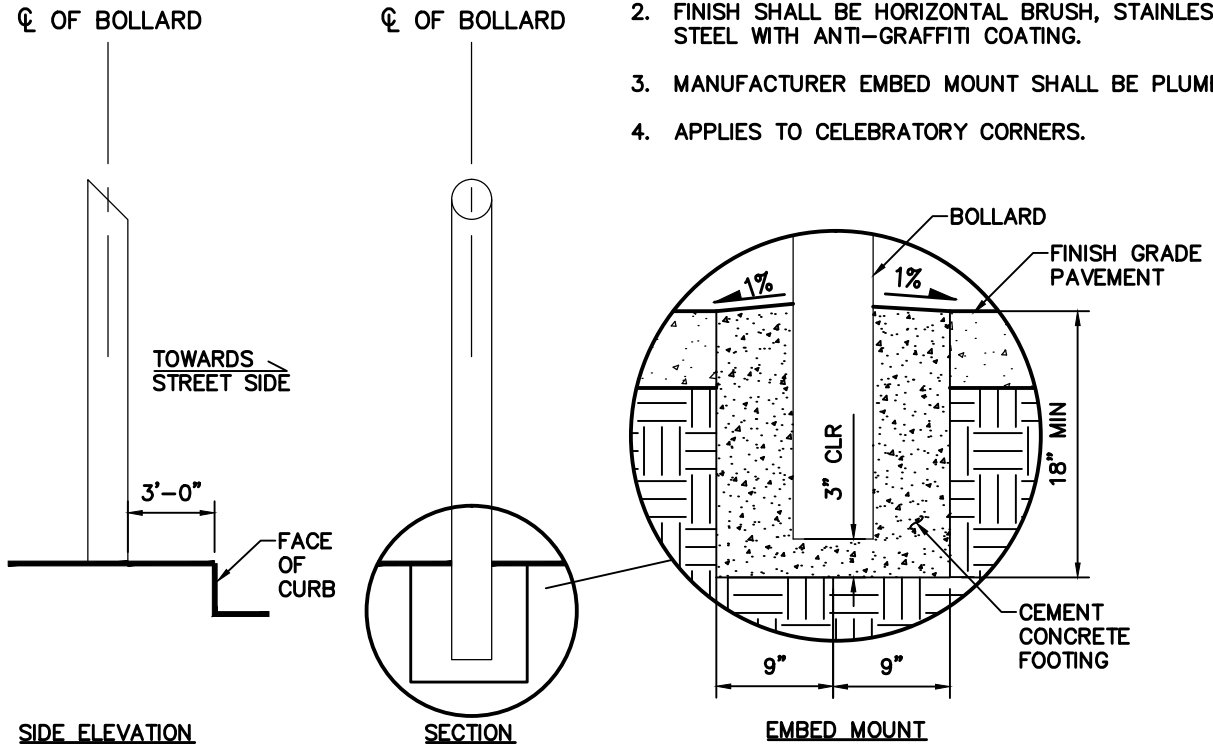


DRAWING NUMBER	STDCC-3
SCALE	NONE
REVISION DATE	09/14
DEPARTMENT	PW



**NOTES:**

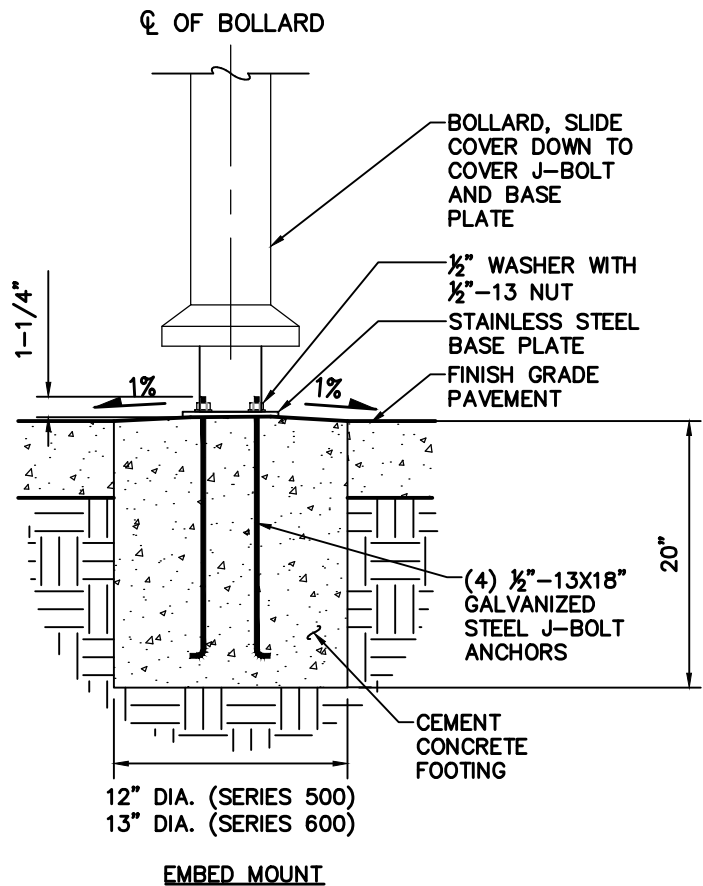
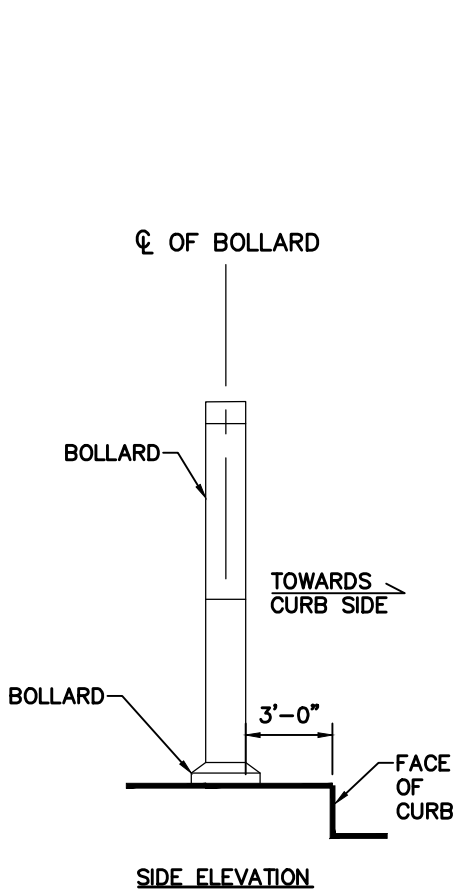
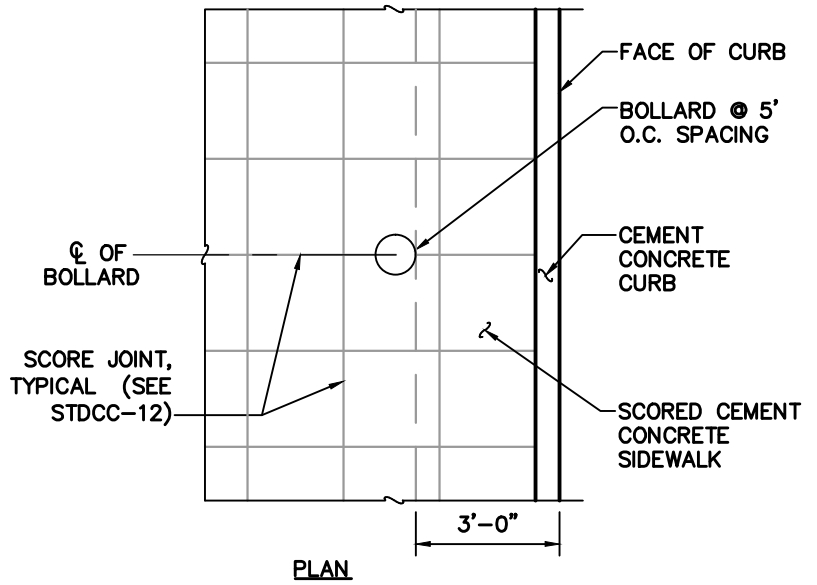
1. HEAVY DUTY SECURITY BOLLARD SHALL BE "ANTI RAM STAINLESS STEEL" BOLLARDS FROM INNER CITY STREET FURNITURE, OR APPROVED EQUAL.
2. FINISH SHALL BE HORIZONTAL BRUSH, STAINLESS STEEL WITH ANTI-GRAFFITI COATING.
3. MANUFACTURER EMBED MOUNT SHALL BE PLUMB.
4. APPLIES TO CELEBRATORY CORNERS.



DRAWING NUMBER	STDCC-4A
SCALE	NONE
REVISION DATE	09/14
DEPARTMENT	PW

**NOTES:**

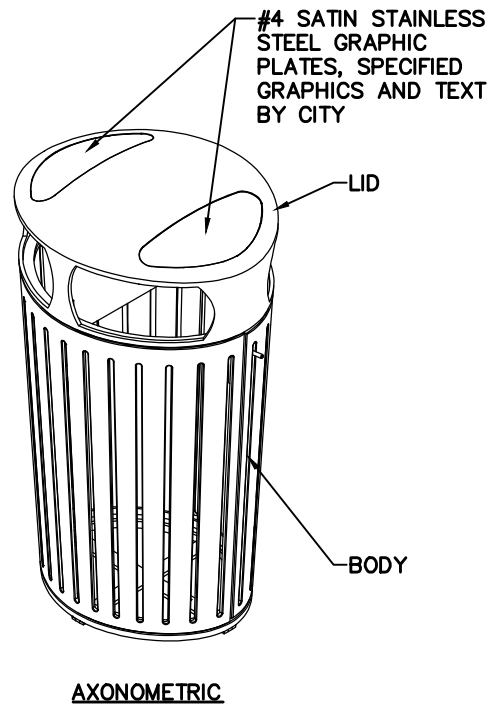
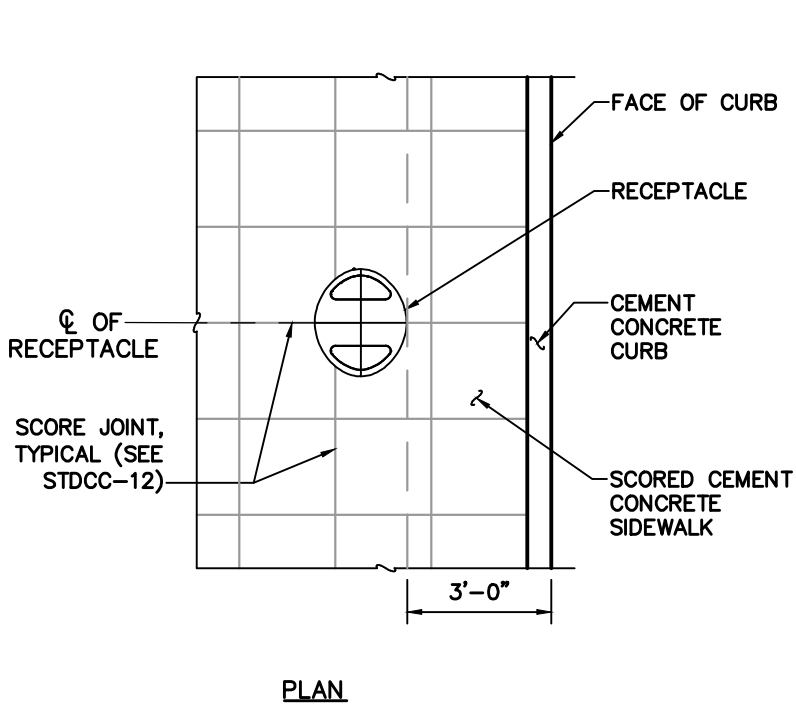
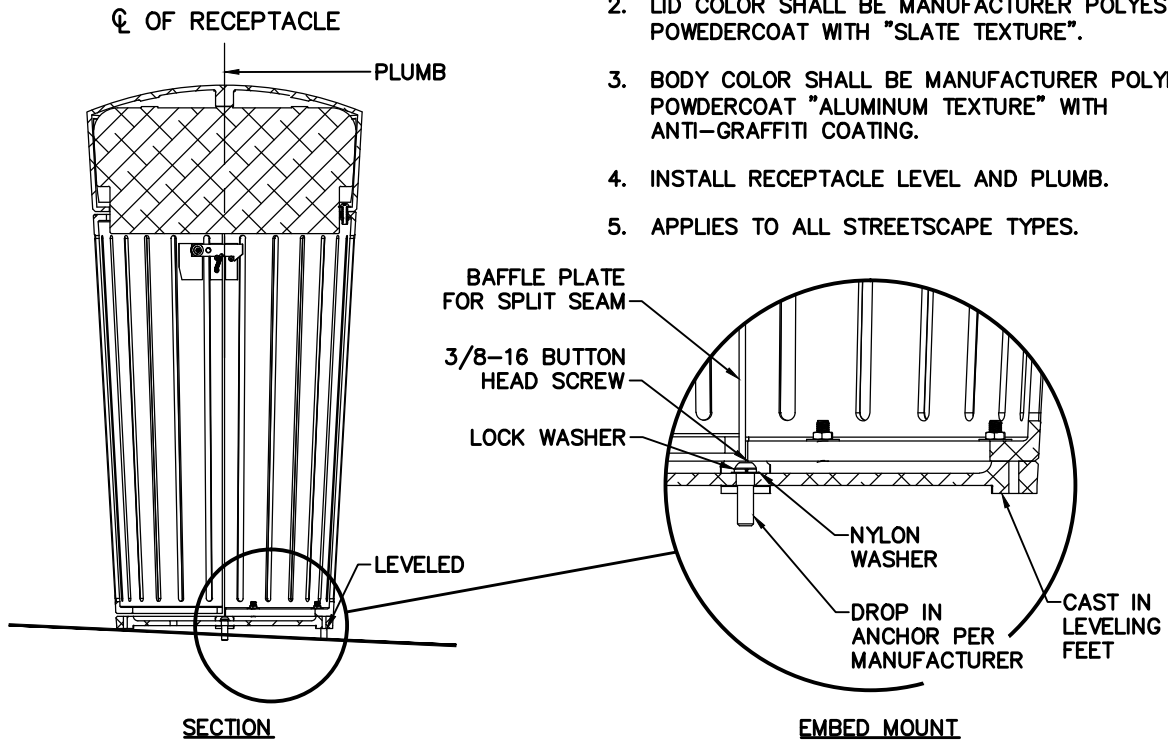
1. DECORATIVE BOLLARD SHALL BE ILLUMINATED "LIGHT COLUMN SERIES 500 OR 600" WITH 180° OR 360° PERFORATED SHIELD, UL, C-UL, ETL AND C-ETL LISTED, BY FORMS+SURFACES, OR APPROVED EQUAL.
2. LED SHALL BE (4) 10W T8 LINEAR LED.
3. FINISH SHALL BE STAINLESS STEEL WITH ANTI-GRAFFITI COATING.
4. MANUFACTURER EMBED MOUNT SHALL BE PLUMB AND INSTALLED PER MANUFACTURER INSTRUCTIONS.
5. APPLIES TO STREETSCAPE TYPE 4 AND PEDESTRIAN PROMENADE.



DRAWING NUMBER	STDCC-4B
SCALE	NONE
REVISION DATE	09/14
DEPARTMENT	PW

**NOTES:**

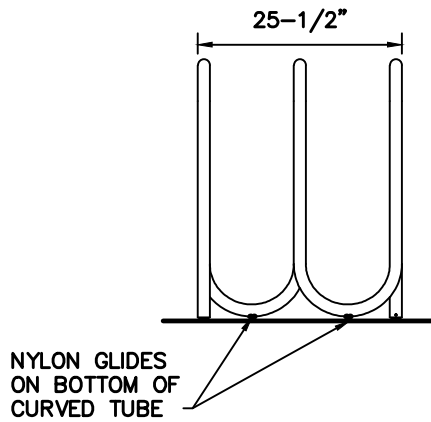
1. RECEPTACLE SHALL BE "DISPATCH", 36 GALLON AND 45 GALLON MANUFACTURED BY FORMS + SURFACES, OR APPROVED EQUAL.
2. LID COLOR SHALL BE MANUFACTURER POLYESTER POWDERCOAT WITH "SLATE TEXTURE".
3. BODY COLOR SHALL BE MANUFACTURER POLYESTER POWDERCOAT "ALUMINUM TEXTURE" WITH ANTI-GRAFFITI COATING.
4. INSTALL RECEPTACLE LEVEL AND PLUMB.
5. APPLIES TO ALL STREETScape TYPES.



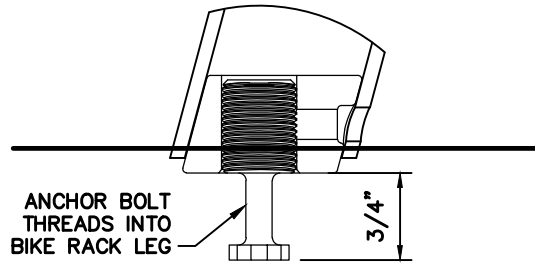
DRAWING NUMBER	STDCC-5
SCALE	NONE
REVISION DATE	09/14
DEPARTMENT	PW

**NOTES:**

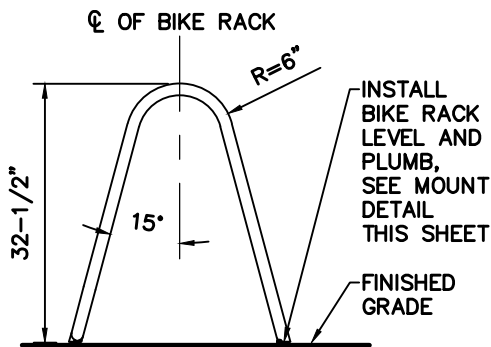
1. MULTIPLE BIKE RACK SHALL BE "FLO" MULTI-RACK FROM LANDSCAPE FORMS.
2. INSTALL MULTIPLE BIKE RACK LEVEL AND PLUMB ACCORDING TO MANUFACTURER'S RECOMMENDED METHOD AND HARDWARE.
3. APPLIES TO ALL STREETSCAPE TYPES.
4. BIKE RACKS SHALL HAVE ANTI-GRAFFITI COATING FINISH.



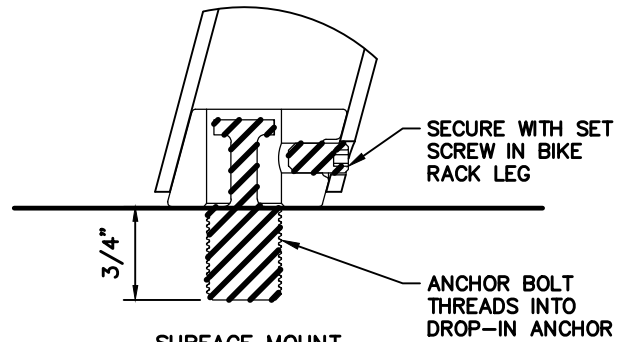
**FRONT ELEVATION**



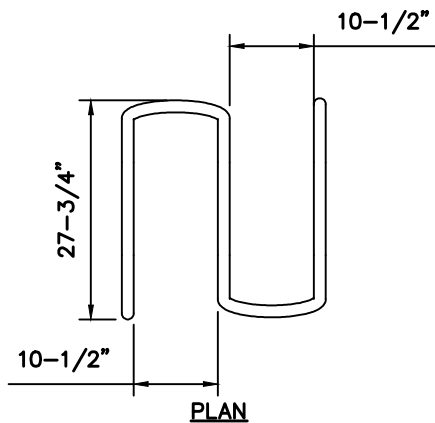
**EMBED MOUNT**



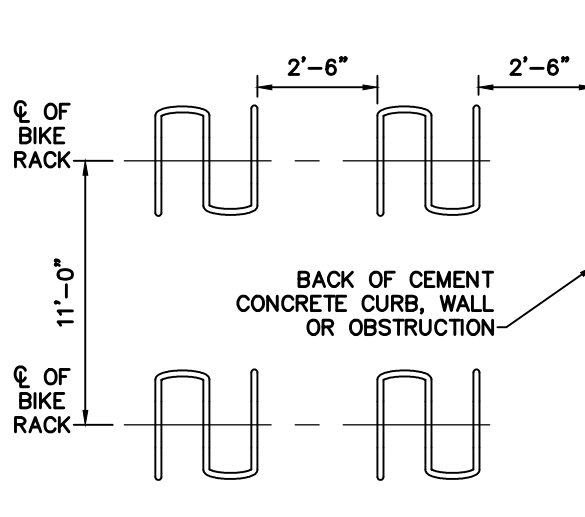
**SIDE ELEVATION**



**SURFACE MOUNT**



**PLAN**



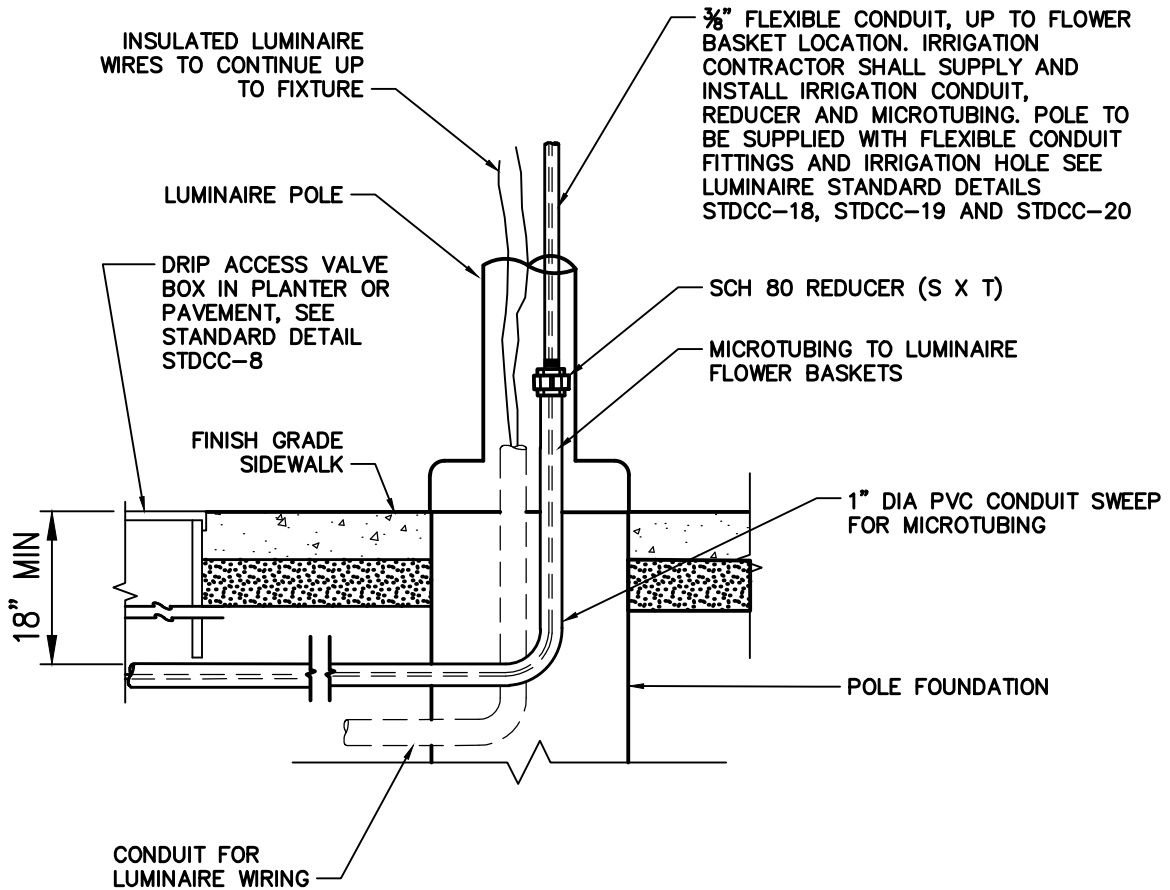
**LAYOUT PLAN**

DRAWING NUMBER	STDCC-6
SCALE	NONE
REVISION DATE	09/14
DEPARTMENT	PW



**NOTES:**

1. 1/4" MICROTUBING FOR FLOWER BASKETS IRRIGATION SHALL BE BLACK AND UV RESISTANT
2. WATER EMITTERS FOR FLOWER BASKETS SHALL BE A 360 DEGREE MINI SPRAY EMITTER, CAPABLE OF OPERATING FROM 15 TO 45 PSI, RADIUS OF 18" @ 25PSI (EMITTING APPROX. 10.3 GPH), WITH FLOW ADJUSTMENT AND SHUT OFF OPTION. THE EMITTER SHALL BE SUITABLE FOR 1/4" MICRO TUBING, INSTALLED ON SPIKE. ALL MATERIALS SHALL BE UV STABILIZED. PROVIDE TWO PER FLOWER BASKET.
3. DRIP ACCESS VALVE BOXES INSTALLED IN PAVEMENT AND PLANTERS SHALL BE 12"X12"X18" COMPOSITE BODY HD POLYMER CONCRETE COMBINED WITH SHEET MOLDING COMPOUND, RATED FOR INCIDENTAL, NON-DELIBERATE VEHICLE TRAFFIC. COVER AND RING SHALL BE MADE OF HIGH DENSITY LIGHT WEIGHT POLYMER CONCRETE AND SLIP RESISTANT. COVER SHALL BE MARKED PERMANENTLY "IRRIGATION" OR "IRR". LID COLOR SHALL BE GRAY, FLUSH WITH VANDAL PROOF BOLT. PROVIDE 3 KEYS FOR BOLT.
4. LOW FLOW VALVE ASSEMBLY SHALL BE COMBINATION OF 3/4" LOW FLOW VALVE SPECIFICALLY DESIGNED FOR DRIP IRRIGATION WITH FLOW OPERATING RANGE OF 0.2 TO 5.0GPM, INLET PRESSURE 20-150PSI AND COMBINED 3/4" PRESSURE-REGULATING FILTER, LOW FLOW VALVE SHALL BE CAPABLE OF HANDLING PARTICLES AT LOW FLOW RATE. LOW FLOW VALVE AND PRESSURE-REGULATING FILTER SHALL HAVE REGULATED PRESSURE OF 30PSI AND 200 (STAINLESS STEEL) MESH FILTRATION.
5. FURNISH AND INSTALL TUBING FROM PAVEMENT OR PLANTING AREA VALVE BOX CONNECTION TO LUMINAIRE POLE AND UP TO ACCESS HOLE PROVIDED FOR MICROTUBING AT FLOWER BASKET ARMS. SPLIT SUPPLY LINE OUTSIDE POLE WITH 1/2" BARBED TEE TO SUPPLY MICROTUBING TO EACH HANGING BASKET. COIL 3' EXCESS (MIN.) MICROTUBING TO EACH BASKET LOCATION. TIE TUBING TO BASKET ARMS NEATLY WITH BLACK WIRE TIES OR OTHER APPROVED FASTENER.
6. FURNISH REQUIRED NUMBER OF DRIP EMITTERS AND SPIKES FOR FLOWER BASKETS
7. APPLIES TO STREETSCAPE TYPES 3 CORE AND 4.



DRAWING NUMBER	STDCC-7
SCALE	NONE
REVISION DATE	08/14
DEPARTMENT	PW

1/4" MICROTUBING (MIN BEND DIA. 3" OR PER MANUFACTURER'S RECOMMENDATIONS).

1/2" FEMALE ADAPTER FOR 1/4" MICROTUBING

1/2" PVC NIPPLE

1/2" PVC RISER

FINISH GRADE PLANTER

12" SQUARE DRIP ACCESS VALVE BOX

FINISH GRADE SIDEWALK

CEMENT CONCRETE SIDEWALK

4" MAX

18" MIN

24" MIN

BRICK SUPPORTS, TYP. EACH CORNER, WHERE LOCATED IN PLANTER

PVC LATERAL SUPPLY LINE, SIZE AS NEEDED

SCH 40 PVC SLEEVE IN PAVED AREAS

1/4" MICROTUBING TO PEDESTRIAN LUMINAIRE POLE

S X T ADAPTER, SIZE AS NEEDED (TEE WHERE APPLICABLE FOR SUPPLY TO NEXT LUMINAIRE)

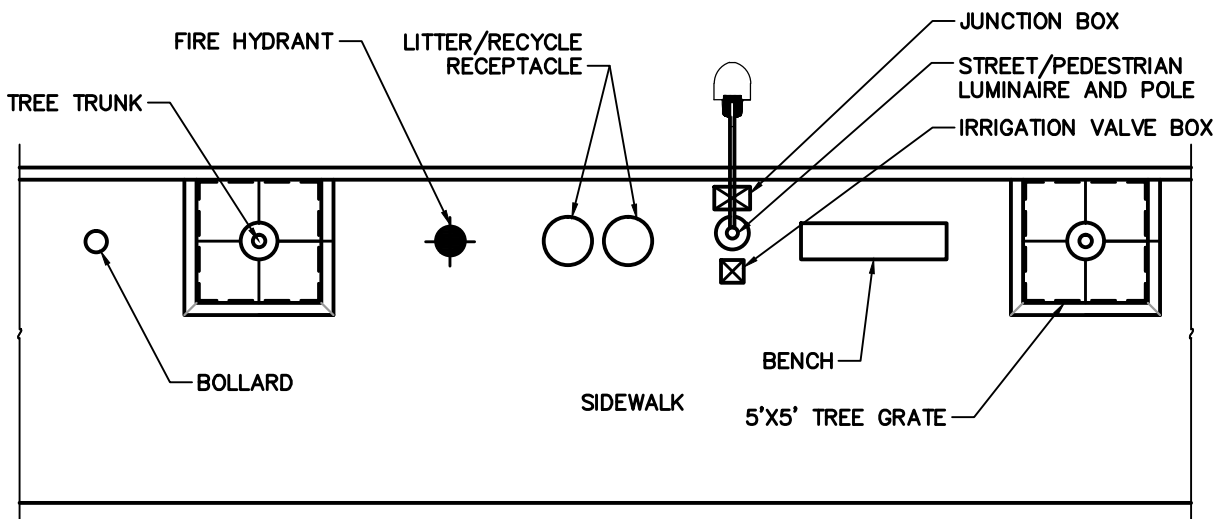
1" SCH 40 PVC SLEEVE TO LUMINAIRE BASE, (SEE STDCC-7)

PVC TEE OR ELBOW

90 DEGREE SWEEP

COMPACTED SUBGRADE

DRAWING NUMBER	STDCC-8
SCALE	NONE
REVISION DATE	08/14
DEPARTMENT	PW



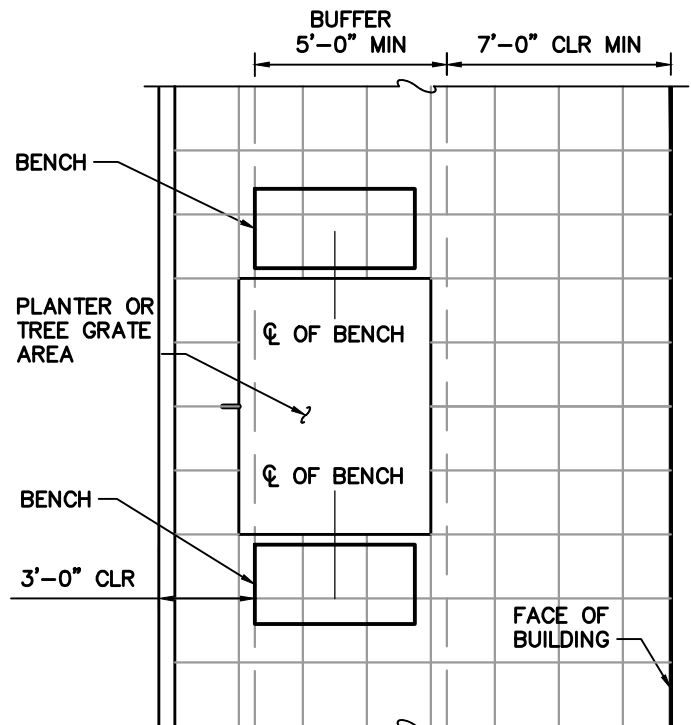
MINIMUM CLEARANCE DISTANCES BETWEEN STREETScape ELEMENTS	BENCH EDGE	MULTIPLE BIKE RACK EDGE	CURB FACE	DRIVEWAY EDGE	FIRE HYDRANT CENTERLINE	STREET & PEDESTRIAN LUMINAIRE POLE CENTERLINE	STREET TREE CENTERLINE	UTILITY POLE CENTERLINE	LITTER & RECYCLE RECEPTACLE CENTERLINE	BOLLARD CENTERLINE
BENCH EDGE	4'	6'	3'	10'	6'	4'	3'	4'	3'	3'
MULTIPLE BIKE RACK EDGE	6'	2.5'	3'	10'	6'	6'	6'	6'	6'	3'
CURB FACE	3'	3'			3'	3'	3'	3'	3'	3'
DRIVEWAY EDGE	10'	10'			6'	8'	8'	6'	10'	6'
FIRE HYDRANT CENTERLINE	6'	6'	3'	6'		6'	6'	6'	6'	6'
STREET AND PEDESTRIAN LUMINAIRE & POLE CENTERLINE	4'	6'	3'	8'	6'	*	16'	10'	6'	3'
STREET TREE CENTERLINE	3'	6'	3'	8'	6'	16'	#	10'	6'	3'
UTILITY POLE CENTERLINE	4'	6'	3'	6'	6'	10'	10'		6'	3'
LITTER & RECYCLE RECEPTACLE CENTERLINE	3'	6'	3'	10'	6'	6'	6'	6'	3'	3'
BOLLARD CENTERLINE	3'	3'	3'	6'	6'	3'	3'	3'	3'	5'

**NOTES:**

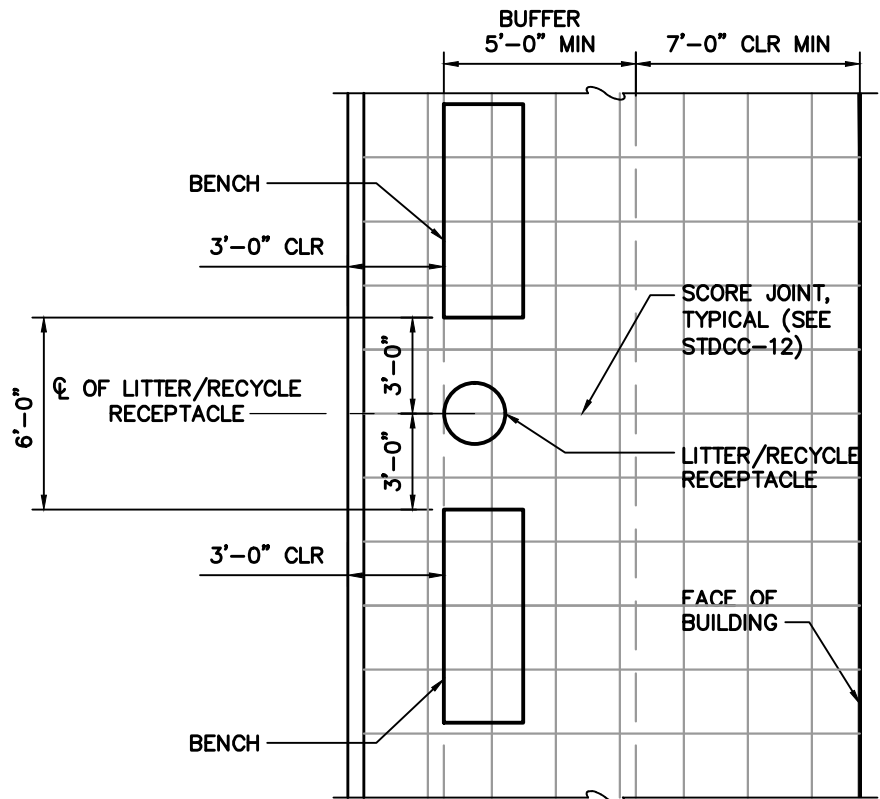
- \* SPACING VARIES, SEE STANDARD STREET LUMINAIRE & POLE AND PEDESTRIAN LUMINAIRE & POLE DETAILS.
- # SPACING VARIES, SEE STANDARD SIDEWALK LAYOUT DETAIL.
- APPLIES TO ALL STREETScape TYPES.

**NOTES:**

1. SCHEMATIC LAYOUT TO SHOW HORIZONTAL RELATIONSHIPS AND CLEARANCES. FINAL LAYOUT TO BE APPROVED THROUGH CITY REVIEW.
2. REFER TO MANUFACTURER'S RECOMMENDED METHOD FOR INSTALLATION.
3. APPLIES TO STREETScape TYPE 3 CORE, TYPE 3 EXTENSION AND TYPE 4.



**PLAN**



**PLAN**

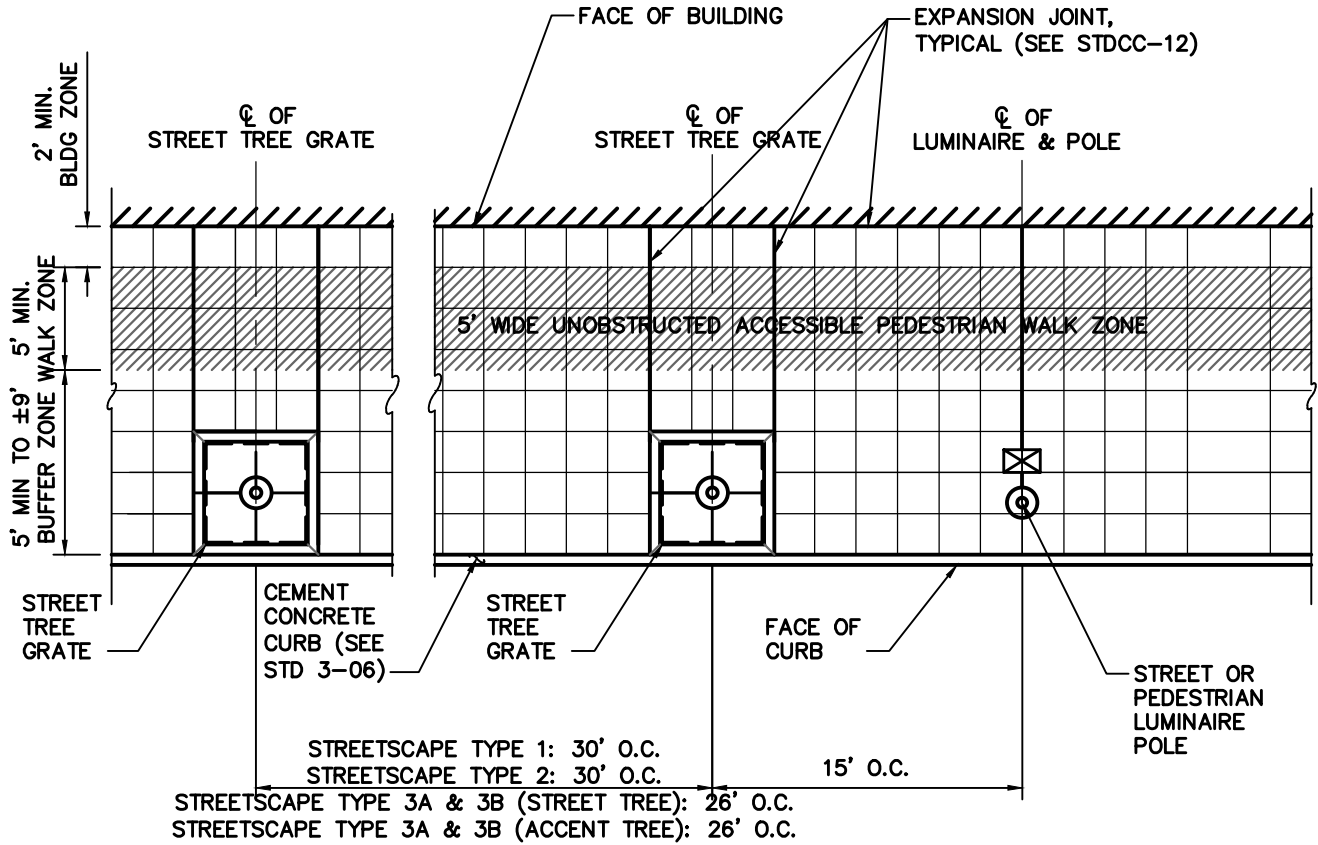
DRAWING NUMBER	STDCC-10
SCALE	NONE
REVISION DATE	08/14
DEPARTMENT	PW



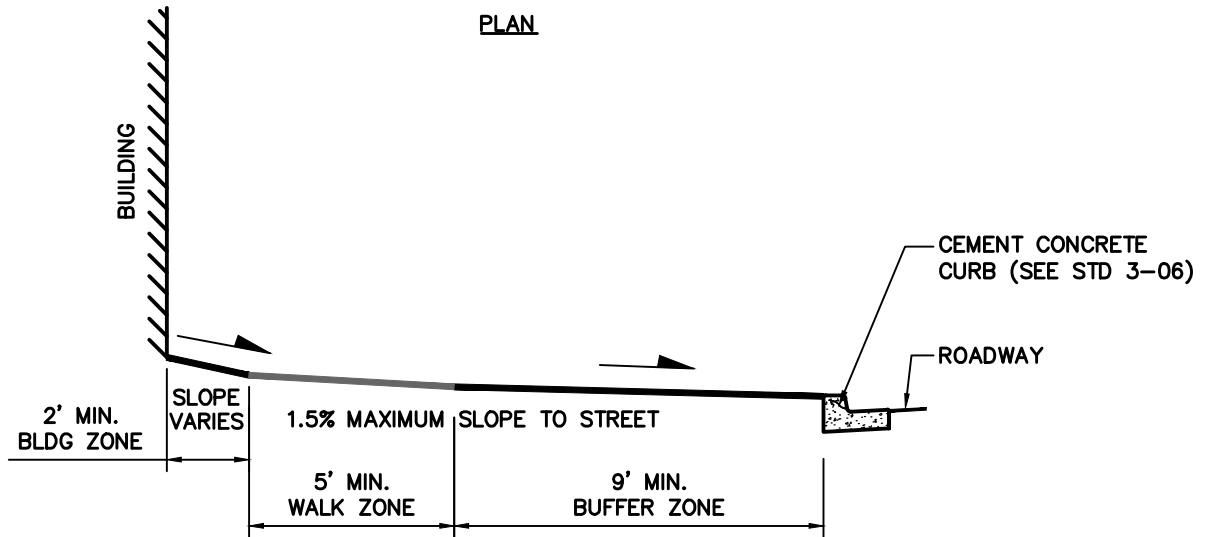
**NOTES:**

1. SCHEMATIC LAYOUT TO SHOW LOCATION OF SIDEWALK ELEMENTS. FINAL LAYOUT TO BE APPROVED THROUGH CITY REVIEW.
2. SEE STD3-10 FOR CEMENT CONCRETE SIDEWALK DETAILS.
3. APPLIES TO ALL STREETSCAPE TYPES.

4. REGULATORY SIGNS SHALL BE PLACED 2' BEHIND FACE OF CURB UNLESS APPROVED BY CITY ENGINEER. Rev. 8/2021



**PLAN**



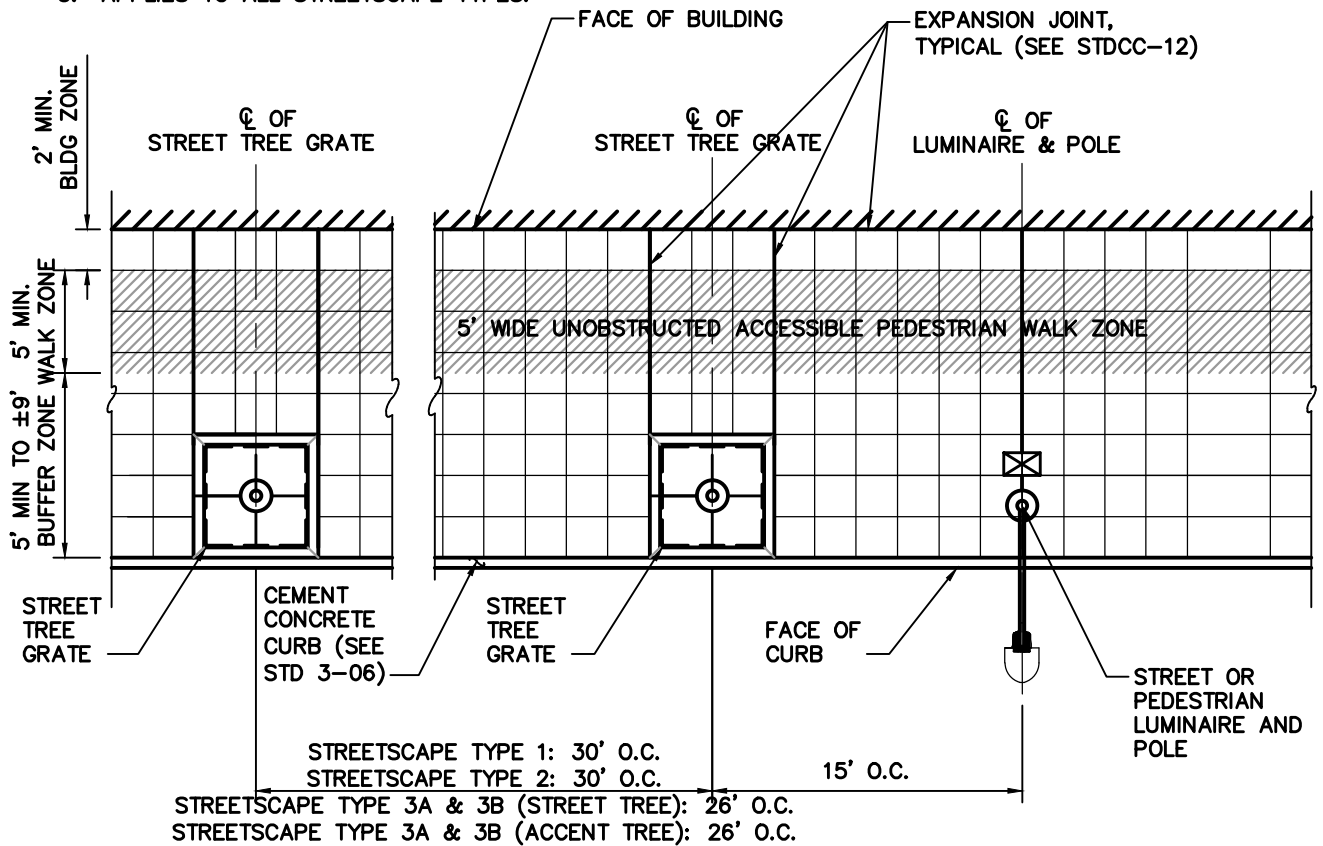
**SECTION**

DRAWING NUMBER	STDCC-11
SCALE	NONE
REVISION DATE	08/14
DEPARTMENT	PW

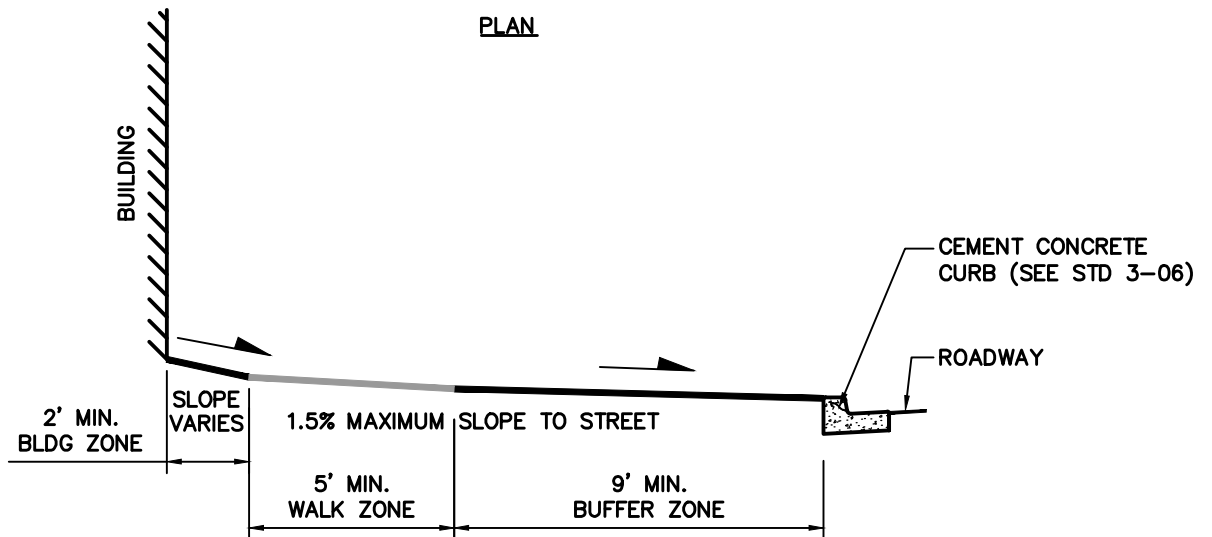
**NOTES:**

1. SCHEMATIC LAYOUT TO SHOW LOCATION OF SIDEWALK ELEMENTS. FINAL LAYOUT TO BE APPROVED THROUGH CITY REVIEW.
2. SEE STD3-10 FOR CEMENT CONCRETE SIDEWALK DETAILS.
3. APPLIES TO ALL STREETSCAPE TYPES.

4. REGULATORY SIGNS SHALL BE PLACED 2' BEHIND FACE OF CURB UNLESS APPROVED BY CITY ENGINEER. Rev. 8/2021



**PLAN**

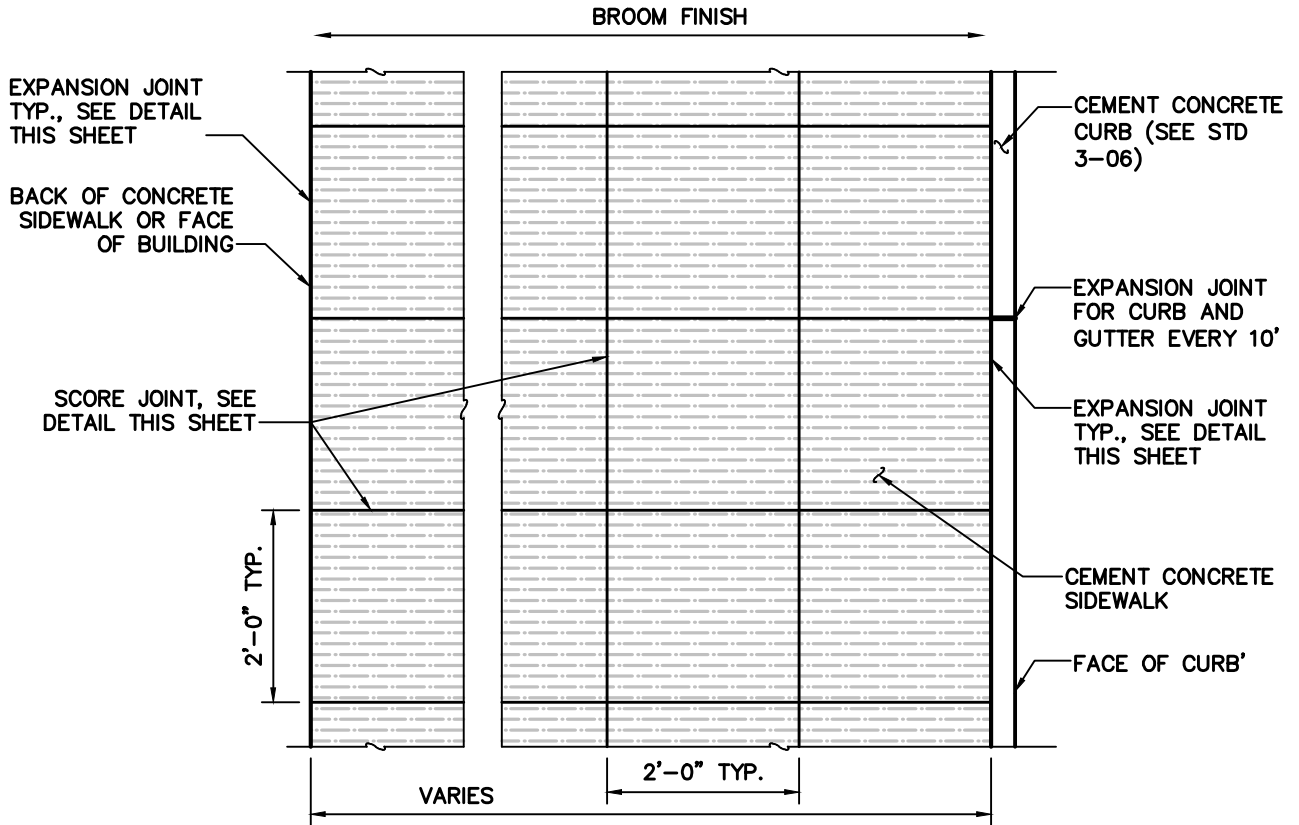


**SECTION**

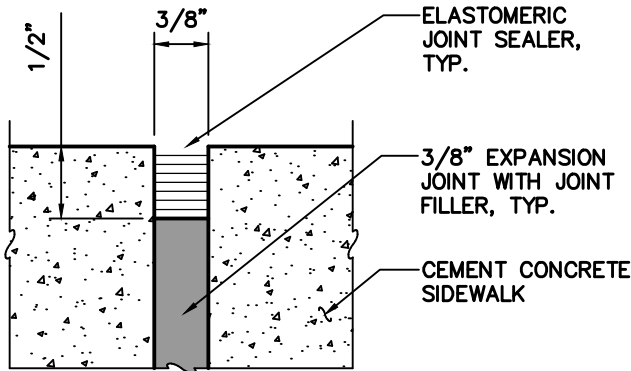
DRAWING NUMBER	STDCC-11
SCALE	NONE
REVISION DATE	08/14
DEPARTMENT	PW

**NOTES:**

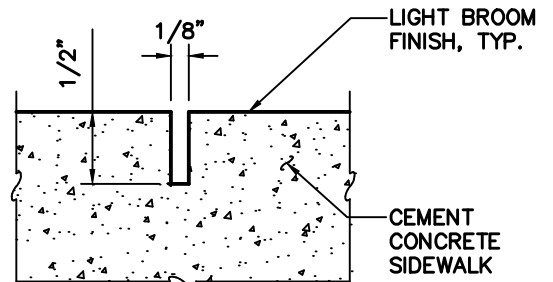
1. CLEAN SCORE JOINT BY SAWCUT OR TOOLED. NO RADIUS ON EDGE. NO SMOOTH FLANGE TOOLING ON EITHER SIDE OF JOINT.
2. MAINTAIN 5' WIDE UNOBSTRUCTED ACCESSIBLE PEDESTRIAN ROUTE.
3. CEMENT CONCRETE DEPTH, REINFORCING, EXPANSION JOINT SPACING AND BASE DESIGN TO BE PERFORMED BY DEVELOPER'S STRUCTURAL ENGINEER.
4. SEE STD3-10 FOR CEMENT CONCRETE SIDEWALK DETAILS.
5. APPLIES TO ALL STREETScape TYPES.



**PLAN**



**EXPANSION JOINT SECTION**

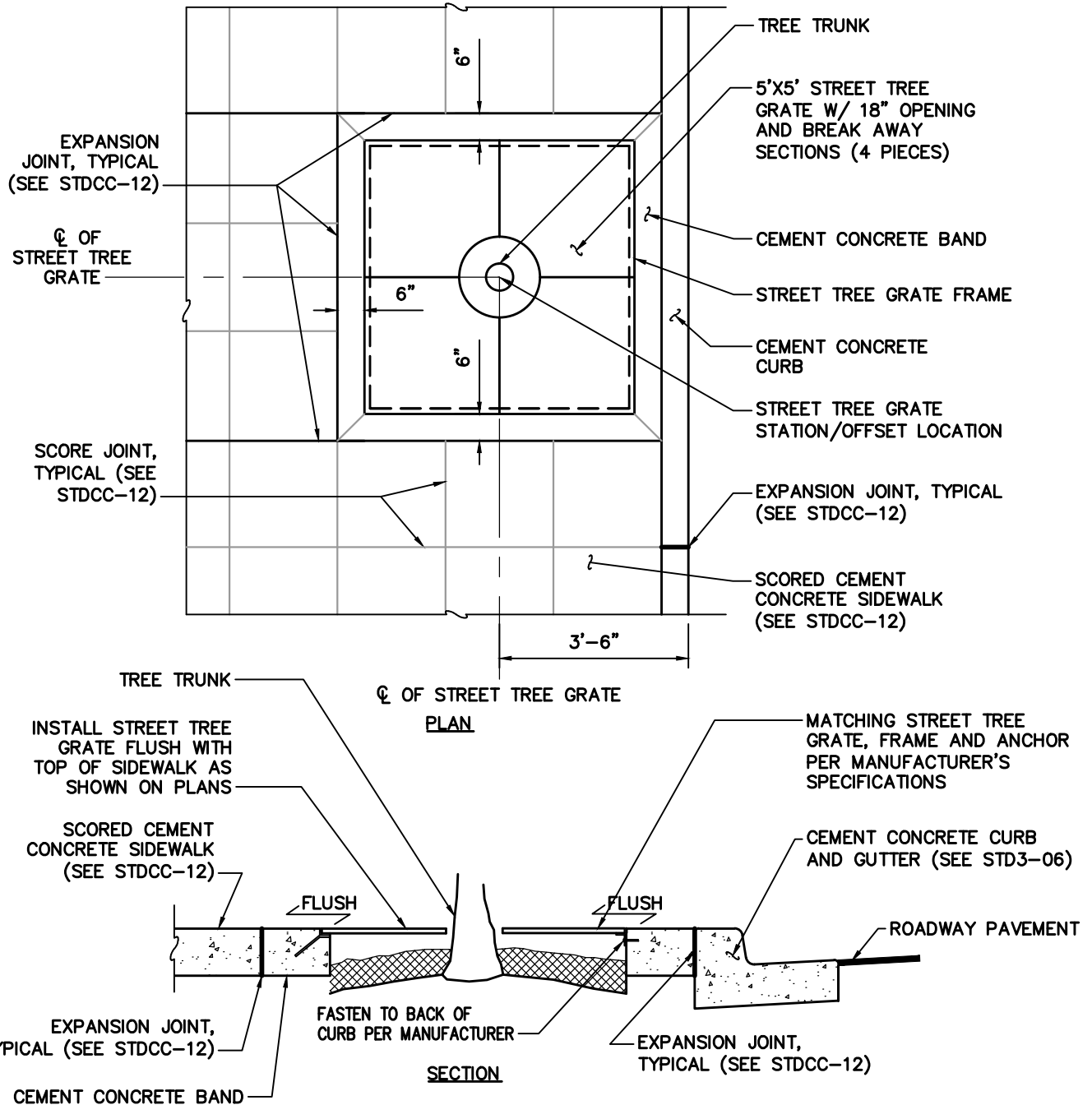


**SCORE JOINT SECTION**

DRAWING NUMBER	STDCC-12
SCALE	NONE
REVISION DATE	08/14
DEPARTMENT	PW

**NOTES:**

1. STREET TREE GRATE SHALL BE 5'X5' 'DIVISADERO' BY IRON AGE DESIGN, 'VERTIGO' BY IRONSMITH, AND 'MARKET STREET' BY IRONSMITH, OR APPROVED EQUAL.
2. MATERIAL SHALL BE CAST ALUMINUM OR CLASS 35B GRAY IRON PER ASTMA48.
3. FINISH SHALL BE NATURAL UNFINISHED ALUMINUM OR HOT DIPPED GALVANIZED IRN.
4. STREET TREE GRATE FRAME PER MANUFACTURER.
5. DEVELOPER TO PROVIDE DRAINAGE PLAN TO PREVENT RUN-OFF FROM UNDERMINING SIDEWALK AND ROAD BASE.

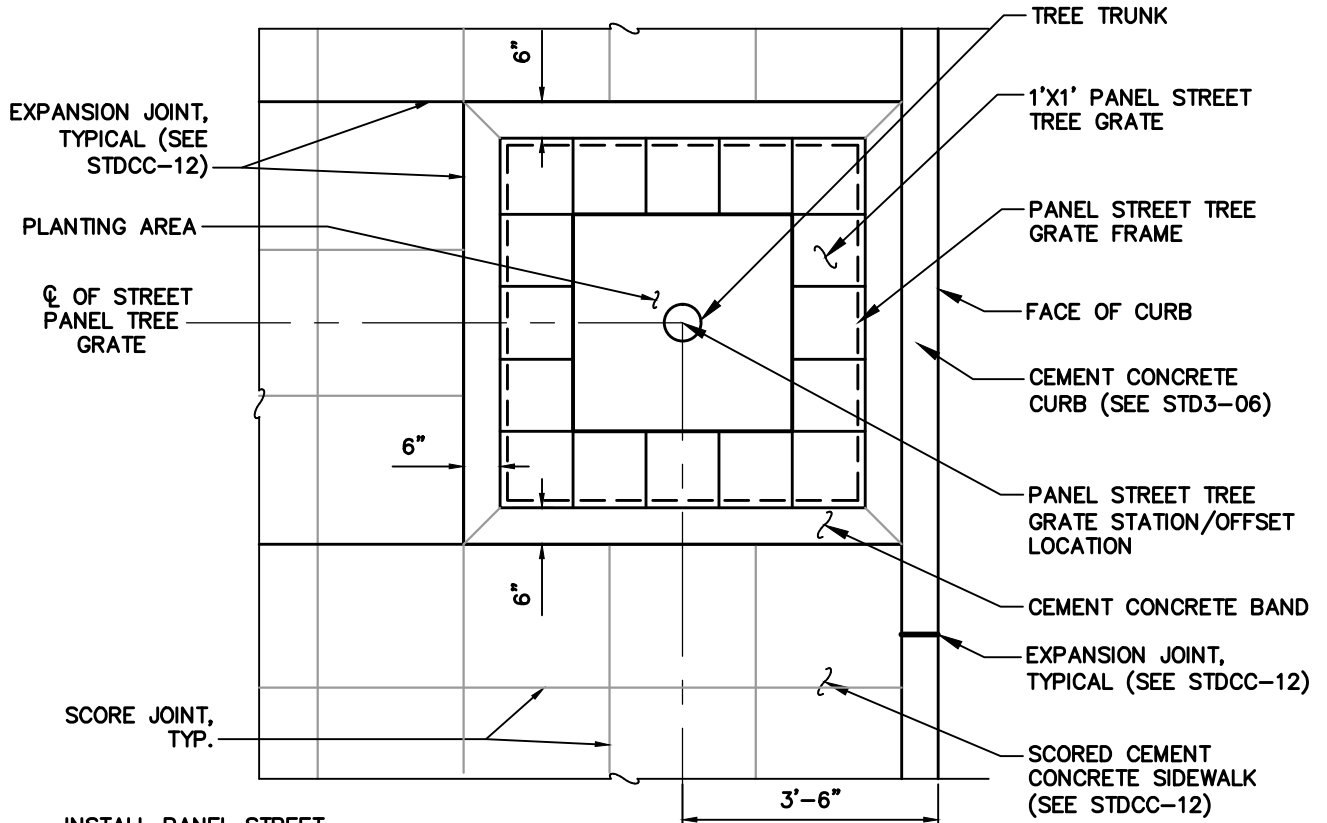


DRAWING NUMBER	STDCC-13
SCALE	NONE
REVISION DATE	08/14
DEPARTMENT	PW



**NOTES:**

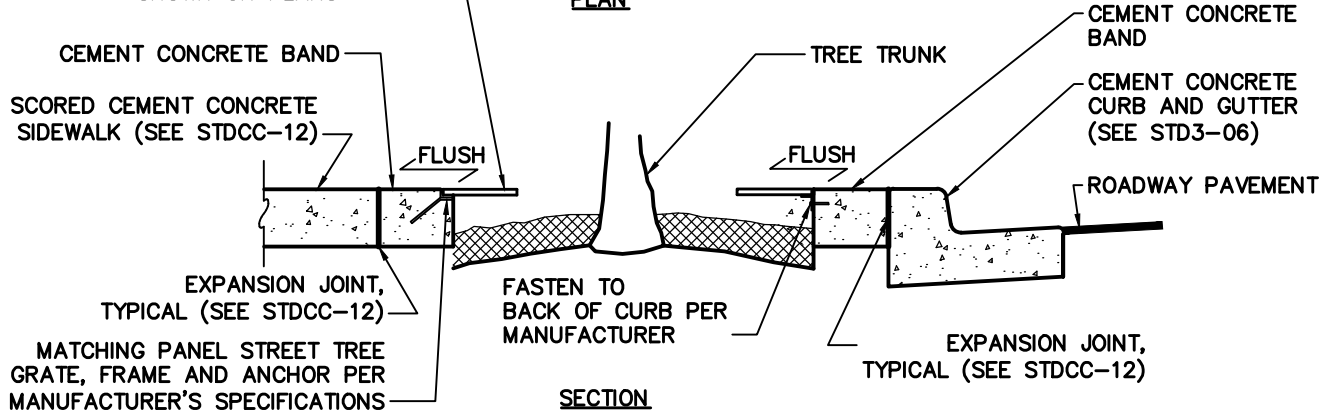
1. PANEL STREET TREE GRATE SHALL BE 12"x12" "SQUARE MOSAIC" BY JONITE, OR APPROVED EQUAL.
2. MATERIAL SHALL BE RECONSTITUTED STONE/CONCRETE.
3. COLOR SHALL BE SHADES OF GRAY.
4. PANEL STREET TREE GRATE FRAME SHALL BE PER MANUFACTURER.
5. DEVELOPER TO PROVIDE DRAINAGE PLAN TO PREVENT RUN-OFF FROM UNDERMINING SIDEWALK AND ROAD BASE.



INSTALL PANEL STREET TREE GRATE FLUSH WITH TOP OF SIDEWALK AS SHOWN ON PLANS

C of PANEL STREET TREE GRATE

**PLAN**

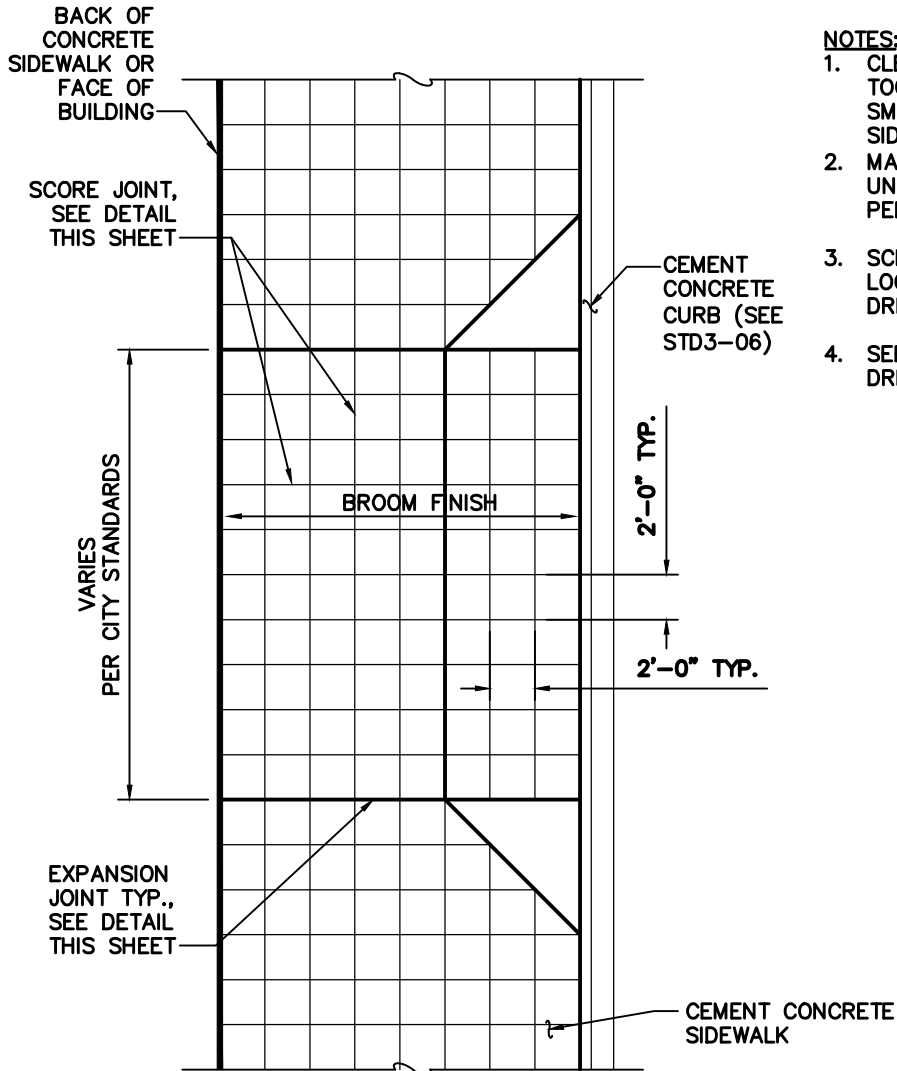


**SECTION**



**CITY CENTER  
PANEL STREET TREE  
GRATE**

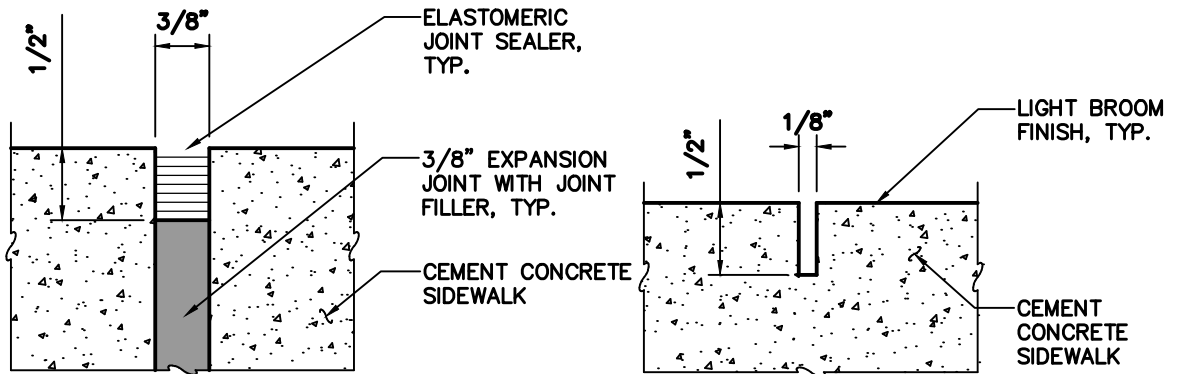
DRAWING NUMBER	STDCC-14
SCALE	NONE
REVISION DATE	08/14
DEPARTMENT	PW



**NOTES:**

1. CLEAN SCORE JOINT BY SAWCUT OR TOOLED. NO RADIUS ON EDGE. NO SMOOTH FLANGE TOOLING ON EITHER SIDE OF JOINT.
2. MAINTAIN 5' MIN. WIDE UNOBSTRUCTED ACCESSIBLE PEDESTRIAN ROUTE
3. SCHEMATIC LAYOUT SHOW LOCATIONS OF SCORING FOR DRIVEWAYS ONLY.
4. SEE STD3-12F AND STD3-13 FOR DRIVEWAY DESIGN DETAILS.

**PLAN**



**EXPANSION JOINT SECTION**

**SCORE JOINT SECTION**



**CITY CENTER  
DRIVEWAY SCORING  
LAYOUT**

DRAWING NUMBER	STDCC-15
SCALE	NONE
REVISION DATE	08/14
DEPARTMENT	PW

**NOTES:**

- ORIENTATION LOCATIONS (FROM EDGE OF WALKWAY OR FACE OF CURB):
  - \* HANDHOLE ACCESS DOOR SHALL BE MOUNTED AT 90°
  - \* RECEPTACLE SHALL BE MOUNTED AT 180°, SEE STDCC-22
  - \* METAL BANNER SUPPORT SHALL BE MOUNTED AT 0° ON STREET LUMINAIRE POLE, CUSTOM METAL U-CHANNEL

- NEW AND EXISTING UTILITIES MUST BE SHOWN ON DEVELOPMENT PLANS WITH APPROPRIATE CLEARANCES. ANY FIELD ADJUSTMENTS MUST BE APPROVED BY RESPECTIVE UTILITY OWNERS.
- FOR ADDITIONAL INSTALLATION DETAILS REFER TO LYNNWOOD STANDARD PLANS STD8-8 AND STD8-9.

**LUMINAIRE:**

- ALUMINUM HOUSING WITH QUICK INSTALLATION SYSTEM (QIS)
- LED 4000K LAMP (NEUTRAL WHITE)
- FLAT LENS

**STREET LIGHTING:**

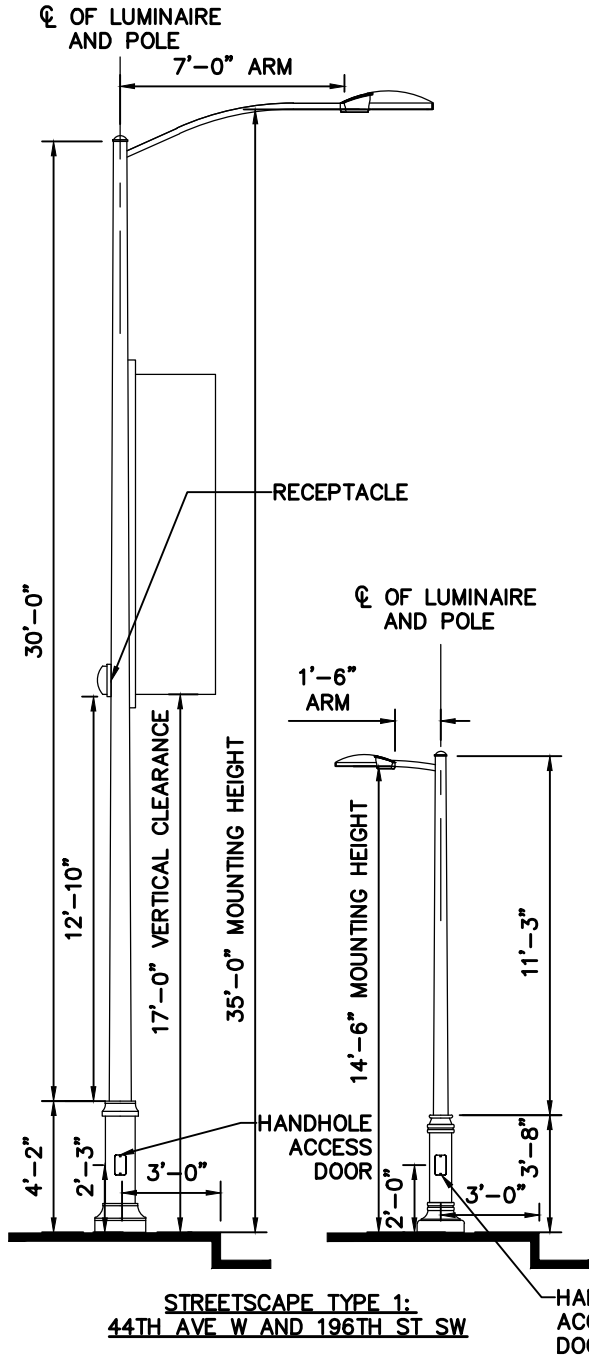
- LUMINAIRE MANUFACTURER: KIM LIGHTING WARP9 - LED, LARGE, OR APPROVED EQUAL.
- POLE: 8.5" DIA., 0.014"/FT TAPERED ALUMINUM, METALLIC POLYESTER POWDER COAT, GRAPHITE GRAY.
- BASE COVER: CYCLONE - BD56 METALLIC POLYESTER POWDER COAT, GRAPHITE GRAY.
- ARM: 6'-0" LENGTH, FINISH CLEAR ANODIZED ALUMINUM.
- CUSTOM BANNER SUPPORT AND ATTACHMENTS PER MANUFACTURER.

**PEDESTRIAN LIGHTING:**

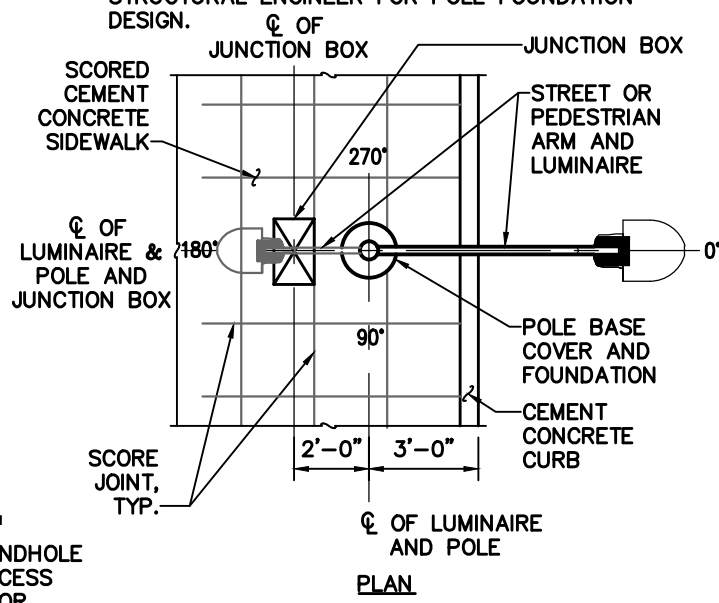
- LUMINAIRE MANUFACTURER: KIM LIGHTING WARP9 - LED, SMALL, OR APPROVED EQUAL.
- POLE: 5.5" DIA., 0.014"/FT TAPERED ALUMINUM, METALLIC POLYESTER POWDER COAT, GRAPHITE GRAY.
- BASE COVER: CYCLONE - BD55 METALLIC POLYESTER POWDER COAT, GRAPHITE GRAY.
- ARM: 2'-0" LENGTH, FINISH CLEAR ANODIZED ALUMINUM.

**FOUNDATIONS:**

DEVELOPER IS RESPONSIBLE FOR PROVIDING QUALIFIED GEOTECHNICAL SOIL ANALYSIS TO A STRUCTURAL ENGINEER FOR POLE FOUNDATION DESIGN.



**STREETSCAPE TYPE 1:  
44TH AVE W AND 196TH ST SW**



**PLAN**



**CITY CENTER  
STREETSCAPE TYPE 1: STREET &  
PEDESTRIAN LUMINAIRE & POLE**

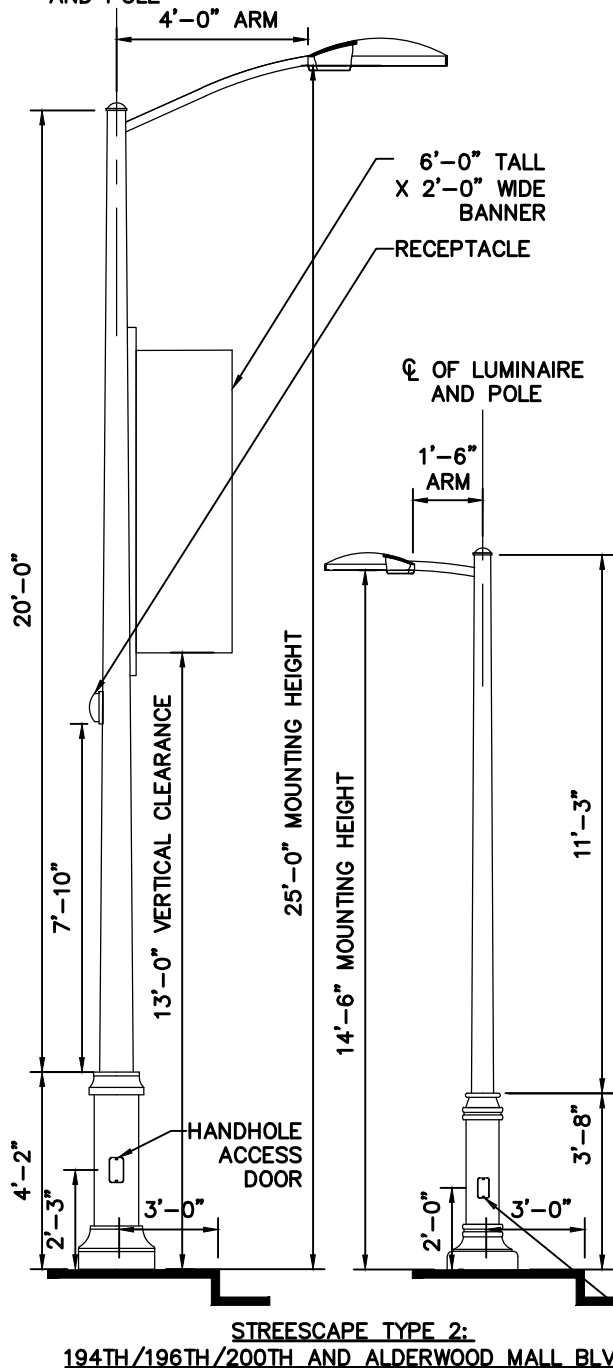
DRAWING NUMBER	STDCC-16
SCALE	NONE
REVISION DATE	01/17
DEPARTMENT	PW

**NOTES:**

1. ORIENTATION LOCATIONS (FROM EDGE OF WALKWAY OR FACE OF CURB):  
 \* HANDHOLE ACCESS DOOR SHALL BE MOUNTED AT 90°  
 \* RECEPTACLE SHALL BE MOUNTED AT 180°, SEE STDCC-22  
 \* METAL BANNER SUPPORT SHALL BE MOUNTED AT 0° ON STREET LUMINAIRE POLE, CUSTOM METAL U-CHANNEL

2. NEW AND EXISTING UTILITIES MUST BE SHOWN ON DEVELOPMENT PLANS WITH APPROPRIATE CLEARANCES. ANY FIELD ADJUSTMENTS MUST BE APPROVED BY RESPECTIVE UTILITY OWNERS.
3. FOR ADDITIONAL INSTALLATION DETAILS REFER TO LYNNWOOD STANDARD PLANS STD9-7, STD8-8 AND STD8-9.

☐ OF LUMINAIRE AND POLE



**LUMINAIRE:**

1. ALUMINUM HOUSING WITH QUICK INSTALLATION SYSTEM (QIS)
2. LED 4000K LAMP (NEUTRAL WHITE)
3. FLAT LENS

**STREET LIGHTING:**

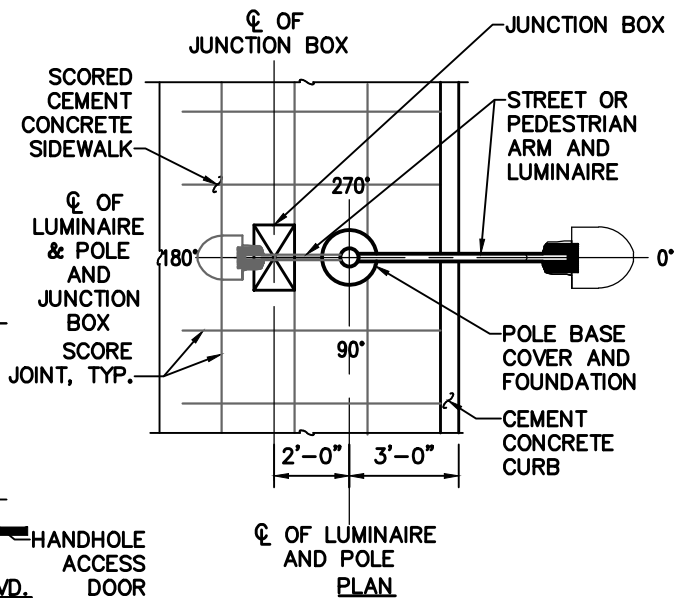
1. LUMINAIRE MANUFACTURER: KIM LIGHTING WARP9 - LED, LARGE, OR APPROVED EQUAL.
2. POLE: 8.5" DIA., 0.014"/FT TAPERED ALUMINUM, METALLIC POLYESTER POWDER COAT, GRAPHITE GRAY.
3. BASE COVER: CYCLONE - BD56 METALLIC POLYESTER POWDER COAT, GRAPHITE GRAY.
4. ARM: 4'-0" LENGTH, FINISH CLEAR ANODIZED ALUMINUM.
5. CUSTOM BANNER SUPPORT AND ATTACHMENTS PER MANUFACTURER.

**PEDESTRIAN LIGHTING:**

1. LUMINAIRE MANUFACTURER: KIM LIGHTING WARP9 - LED, SMALL, OR APPROVED EQUAL.
2. POLE: 5.5" DIA., 0.014"/FT TAPERED ALUMINUM, METALLIC POLYESTER POWDER COAT, GRAPHITE GRAY.
3. BASE COVER: CYCLONE - BD55 METALLIC POLYESTER POWDER COAT, GRAPHITE GRAY.
4. ARM: 2'-0" LENGTH, FINISH CLEAR ANODIZED ALUMINUM.

**FOUNDATIONS:**

DEVELOPER IS RESPONSIBLE FOR PROVIDING QUALIFIED GEOTECHNICAL SOIL ANALYSIS TO A STRUCTURAL ENGINEER FOR POLE FOUNDATION DESIGN.



**STREETScape TYPE 2:**  
194TH/196TH/200TH AND ALDERWOOD MALL BLVD.



**CITY CENTER  
STREETScape TYPE 2: STREET &  
PEDESTRIAN LUMINAIRE & POLE**

DRAWING NUMBER	STDCC-17
SCALE	NONE
REVISION DATE	01/17
DEPARTMENT	PW



**NOTES:**

1. ORIENTATION LOCATIONS (FROM EDGE OF WALKWAY OR FACE OF CURB):
  - \* HANDHOLE ACCESS DOOR SHALL BE MOUNTED AT 90°
  - \* RECEPTACLE SHALL BE MOUNTED AT 90°, SEE STDCC-22
  - \* CARFLEX CONDUIT SHALL BE MOUNTED AT 0°
2. NEW AND EXISTING UTILITIES MUST BE SHOWN ON DEVELOPMENT PLANS WITH APPROPRIATE CLEARANCES. ANY FIELD ADJUSTMENTS MUST

3. FOR ADDITIONAL INSTALLATION DETAILS REFER TO LYNNWOOD STANDARD PLANS STD8-8 AND STD8-9.

**LUMINAIRE:**

1. ALUMINUM HOUSING WITH QUICK INSTALLATION SYSTEM (QIS)
2. LED 4000K LAMP (NEUTRAL WHITE)
3. FLAT LENS

**STREET LIGHTING:**

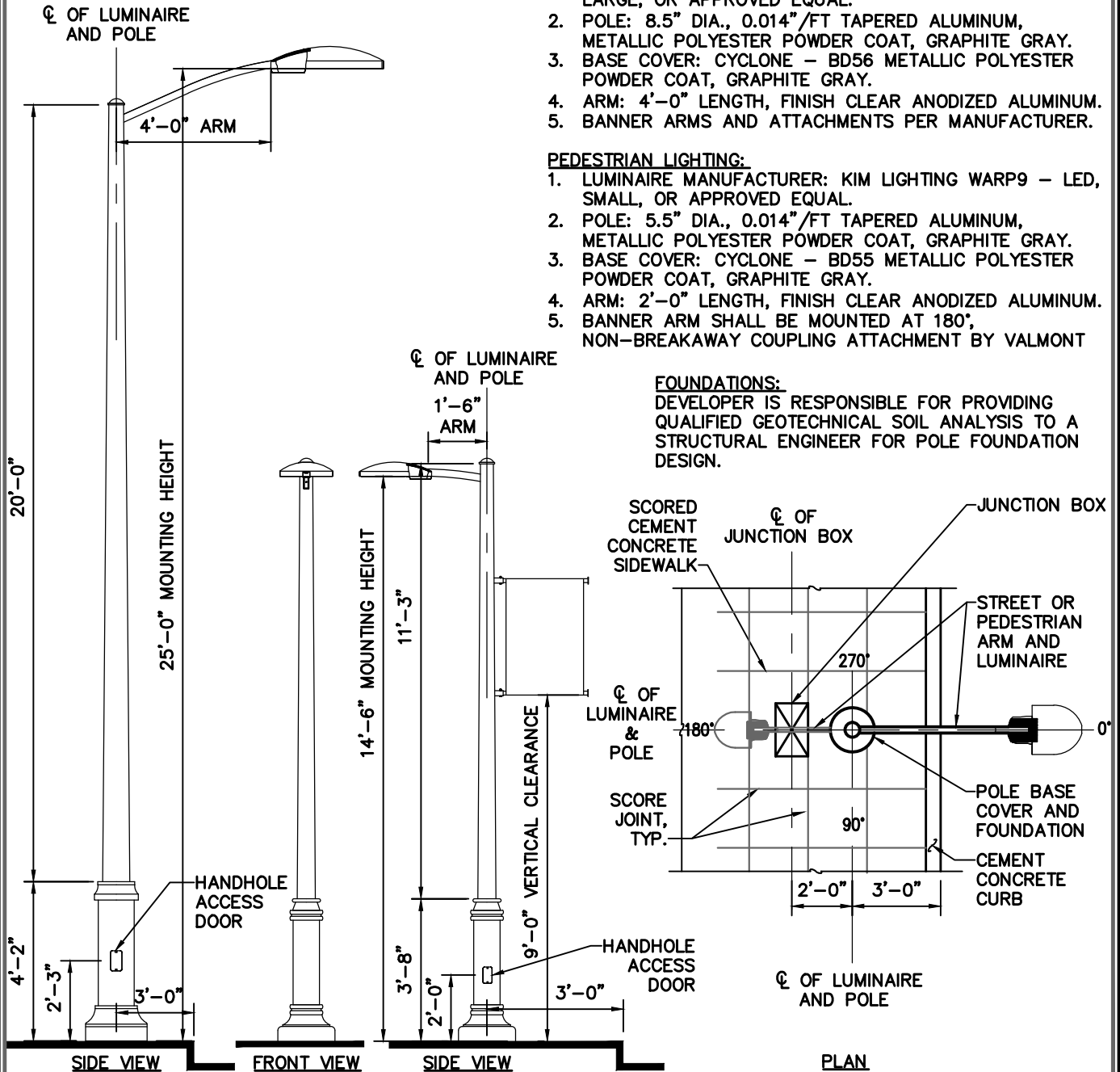
1. LUMINAIRE MANUFACTURER: KIM LIGHTING WARP9 – LED, LARGE, OR APPROVED EQUAL.
2. POLE: 8.5" DIA., 0.014"/FT TAPERED ALUMINUM, METALLIC POLYESTER POWDER COAT, GRAPHITE GRAY.
3. BASE COVER: CYCLONE – BD56 METALLIC POLYESTER POWDER COAT, GRAPHITE GRAY.
4. ARM: 4'-0" LENGTH, FINISH CLEAR ANODIZED ALUMINUM.
5. BANNER ARMS AND ATTACHMENTS PER MANUFACTURER.

**PEDESTRIAN LIGHTING:**

1. LUMINAIRE MANUFACTURER: KIM LIGHTING WARP9 – LED, SMALL, OR APPROVED EQUAL.
2. POLE: 5.5" DIA., 0.014"/FT TAPERED ALUMINUM, METALLIC POLYESTER POWDER COAT, GRAPHITE GRAY.
3. BASE COVER: CYCLONE – BD55 METALLIC POLYESTER POWDER COAT, GRAPHITE GRAY.
4. ARM: 2'-0" LENGTH, FINISH CLEAR ANODIZED ALUMINUM.
5. BANNER ARM SHALL BE MOUNTED AT 180°, NON-BREAKAWAY COUPLING ATTACHMENT BY VALMONT

**FOUNDATIONS:**

DEVELOPER IS RESPONSIBLE FOR PROVIDING QUALIFIED GEOTECHNICAL SOIL ANALYSIS TO A STRUCTURAL ENGINEER FOR POLE FOUNDATION DESIGN.



**STREETSCAPE TYPE 3 EXTENSION:**  
40TH & 42ND AVE W BETWEEN 194TH ST SW TO 196TH ST SW



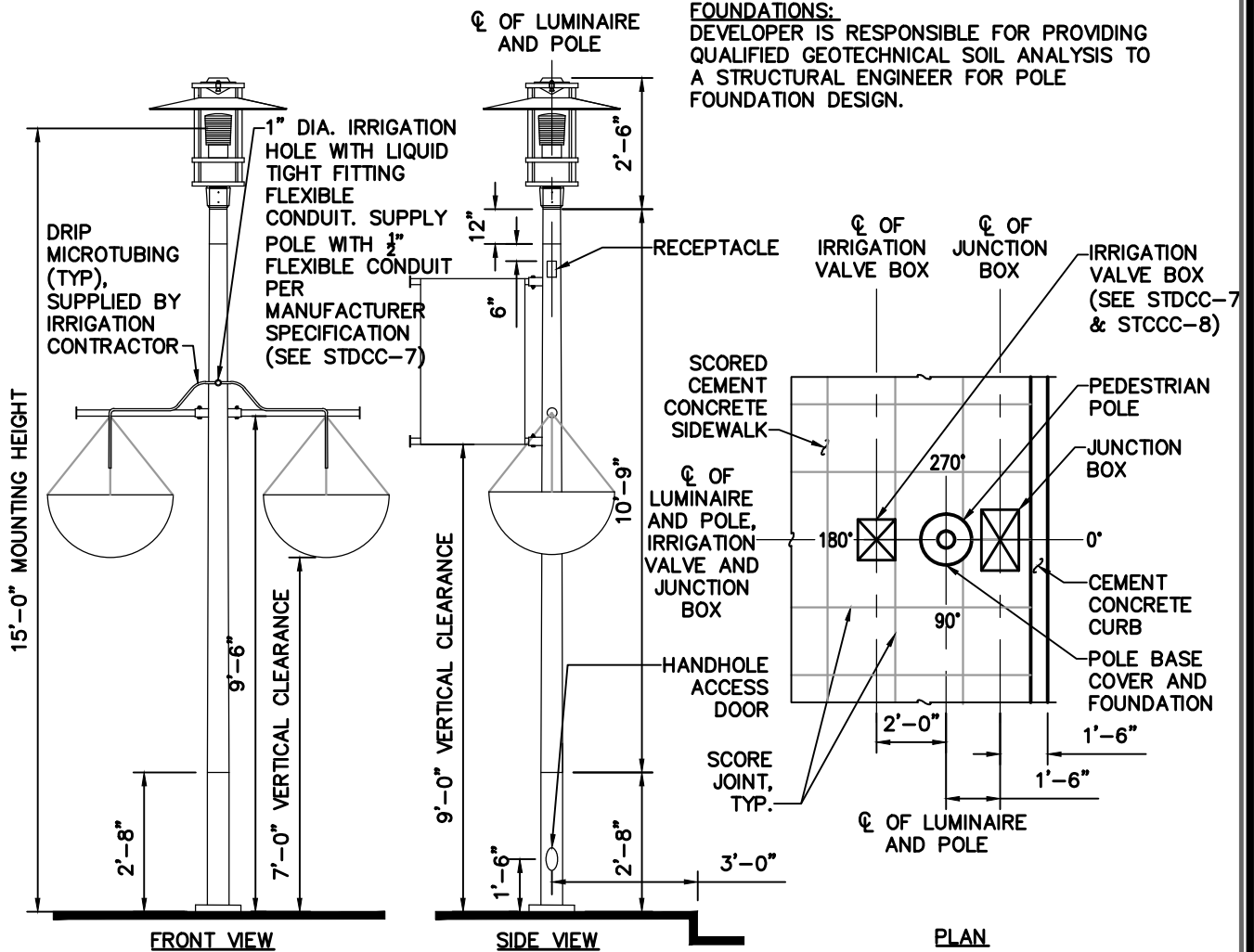
**CITY CENTER  
STREETSCAPE TYPE 3 (EXTENSION):  
STREET & PEDESTRIAN LUMINAIRE & POLE**

DRAWING NUMBER	STDCC-18
SCALE	NONE
REVISION DATE	01/17
DEPARTMENT	PW

**NOTES:**

1. ORIENTATION LOCATIONS (FROM EDGE OF WALKWAY OR FACE OF CURB):
  - \* HANDHOLE ACCESS DOOR SHALL BE MOUNTED AT 90°
  - \* RECEPTACLE SHALL BE MOUNTED AT 90°, SEE STDCC-22
  - \* CARFLEX CONDUIT SHALL BE MOUNTED AT 0°
  - \* BANNER ARMS SHALL BE MOUNTED AT 180°, NON-BREAKAWAY COUPLING ATTACHMENT BY VALMONT
  - \* FLOWER BASKET SUPPORT ARMS SHALL BE MOUNTED AT 90° AND 270° ON PEDESTRIAN LUMINAIRE POLE, FIXED COUPLING ATTACHMENT BY VALMONT
2. NEW AND EXISTING UTILITIES MUST BE SHOWN ON DEVELOPMENT PLANS WITH APPROPRIATE CLEARANCES. ANY FIELD ADJUSTMENTS MUST BE APPROVED BY RESPECTIVE UTILITY OWNERS.
3. FOR ADDITIONAL INSTALLATION DETAILS REFER TO LYNNWOOD STANDARD PLANS STD8-8 AND STD8-9.
4. LUMINAIRE MANUFACTURER: ARCHITECTURAL LIGHTING - SPECTRA (LARGE), OR APPROVED EQUAL.
5. POLE: 5" DIA STRAIGHT ALUMINUM, POST TOP MOUNT, METALLIC POLYESTER POWDER COAT, GRAPHITE GRAY.
6. BASE: 2'-8" TALL X 5" DIA, CLEAR ANODIZED ALUMINUM.
7. BANNER AND FLOWER BASKET ARMS AND ATTACHMENTS PER MANUFACTURER.
8. LUMINAIRE: ALUMINUM HOUSING WITH QUICK INSTALLATION SYSTEM (QIS), CLEAR CYLINDER LUMINAIRE HOUSING WITH ROUND COPPER ANGLE HOOD. LED 4000K LAMP (NEUTRAL WHITE)

**FOUNDATIONS:**  
 DEVELOPER IS RESPONSIBLE FOR PROVIDING QUALIFIED GEOTECHNICAL SOIL ANALYSIS TO A STRUCTURAL ENGINEER FOR POLE FOUNDATION DESIGN.



**STREETSCAPE TYPE 3 CORE:**  
 40TH AVE W AND 42ND  
 BETWEEN 196TH ST SW TO ALDERWOOD MALL BLVD



**CITY CENTER  
 STREETSCAPE TYPE 3 (CORE):  
 PEDESTRIAN LUMINAIRE & POLE**

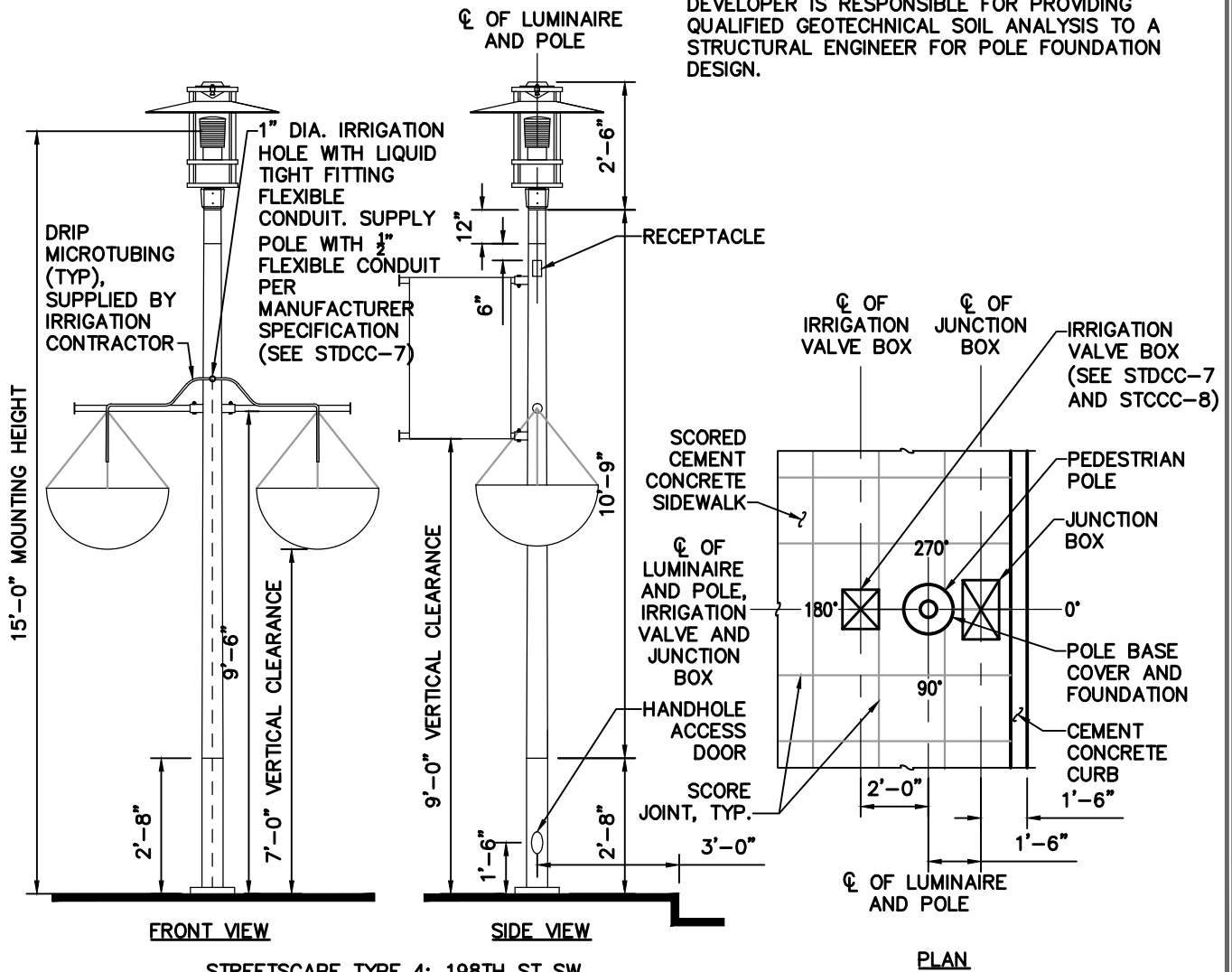
DRAWING NUMBER	STDCC-19
SCALE	NONE
REVISION DATE	09/14
DEPARTMENT	PW

**NOTES:**

1. ORIENTATION LOCATIONS (FROM EDGE OF WALKWAY OR FACE OF CURB):
  - \* HANDHOLE ACCESS DOOR SHALL BE MOUNTED AT 90°
  - \* RECEPTACLE SHALL BE MOUNTED AT 90°, SEE STDCC-22
  - \* CARFLEX CONDUIT SHALL BE MOUNTED AT 0°
  - \* BANNER ARMS SHALL BE MOUNTED AT 180°, NON-BREAKAWAY COUPLING ATTACHMENT BY VALMONT
  - \* FLOWER BASKET SUPPORT ARMS SHALL BE MOUNTED AT 90° AND 270° ON PEDESTRIAN LUMINAIRE POLE, FIXED COUPLING ATTACHMENT BY VALMONT
2. NEW AND EXISTING UTILITIES MUST BE SHOWN ON DEVELOPMENT PLANS WITH APPROPRIATE CLEARANCES. ANY FIELD ADJUSTMENTS MUST BE APPROVED BY RESPECTIVE UTILITY OWNERS.
3. FOR ADDITIONAL INSTALLATION DETAILS REFER TO LYNNWOOD STANDARD PLANS STD8-8 AND STD8-9.
4. LUMINAIRE MANUFACTURER: ARCHITECTURAL LIGHTING - SPECTRA (LARGE), OR APPROVED EQUAL.
5. POLE: 5" DIA STRAIGHT ALUMINUM, POST MOUNT, METALLIC POLYESTER POWDER COAT, GRAPHITE GRAY.
6. BASE: 2'-8" TALL X 5" DIA, CLEAR ANODIZED ALUMINUM.
7. BANNER AND FLOWER BASKET ARMS AND ATTACHMENTS PER MANUFACTURER.
8. LUMINAIRE: ALUMINUM HOUSING WITH QUICK INSTALLATION SYSTEM (QIS), CLEAR CYLINDER LUMINAIRE HOUSING WITH ROUND COPPER ANGLE HOOD. LED 4000K LAMP (NEUTRAL WHITE)

**FOUNDATIONS:**

DEVELOPER IS RESPONSIBLE FOR PROVIDING QUALIFIED GEOTECHNICAL SOIL ANALYSIS TO A STRUCTURAL ENGINEER FOR POLE FOUNDATION DESIGN.



**CITY CENTER  
STREETScape TYPE 4:  
PEDESTRIAN LUMINAIRE & POLE**

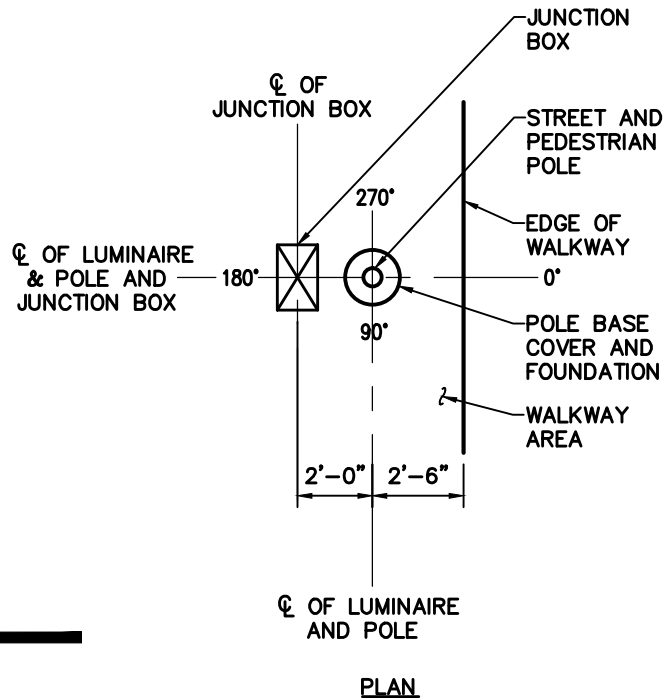
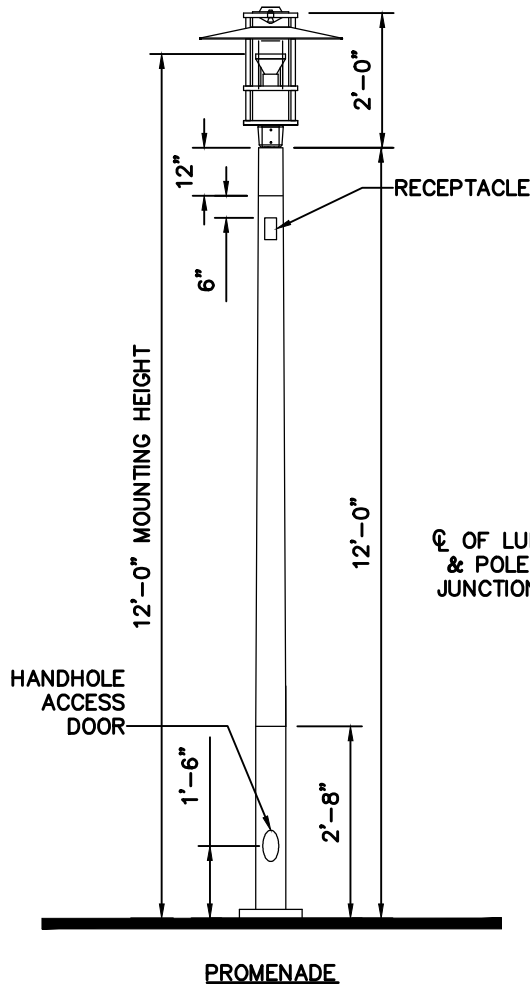
DRAWING NUMBER	STDCC-20
SCALE	NONE
REVISION DATE	09/14
DEPARTMENT	PW

**FOUNDATIONS:**

DEVELOPER IS RESPONSIBLE FOR PROVIDING QUALIFIED GEOTECHNICAL SOIL ANALYSIS TO A STRUCTURAL ENGINEER FOR POLE FOUNDATION DESIGN.

**NOTES:**

1. ORIENTATION LOCATIONS (FROM EDGE OF WALKWAY OR FACE OF CURB):
  - \*HANDHOLE ACCESS DOOR SHALL BE MOUNTED AT 90°
  - \*RECEPTACLE SHALL BE MOUNTED AT 90°, SEE STDCC-22
2. NEW AND EXISTING UTILITIES MUST BE SHOWN ON DEVELOPMENT PLANS WITH APPROPRIATE CLEARANCES. ANY FIELD ADJUSTMENTS MUST BE APPROVED BY RESPECTIVE UTILITY OWNERS.
3. FOR ADDITIONAL INFORMATION ON MIN CLEARANCES REFER TO LYNNWOOD STANDARD PLANS STD8-2 AND PUD NO. 1 CONSTRUCTION STANDARDS SECTION 4.
4. FOR ADDITIONAL INSTALLATION DETAILS REFER TO LYNNWOOD STANDARD PLANS STD8-8 AND STD8-9.
5. LUMINAIRE MANUFACTURER: ARCHITECTURAL LIGHTING – SPECTRA (LARGE).
6. POLE: 5" DIA STRAIGHT ALUMINUM, POST TOP MOUNT, METALLIC POLYESTER POWDER COAT – GRAPHITE GRAY.
7. BASE: 2'-8" TALL X 5" DIA, CLEAR ANODIZED ALUMINUM.
8. BANNER AND FLOWER BASKET ARMS AND ATTACHMENTS PER MANUFACTURER.
9. LUMINAIRE: ALUMINUM HOUSING WITH QUICK INSTALLATION SYSTEM (QIS), CLEAR CYLINDER LUMINAIRE HOUSING WITH ROUND COPPER ANGLE HOOD. LED 400K LAMP (NEUTRAL WHITE)



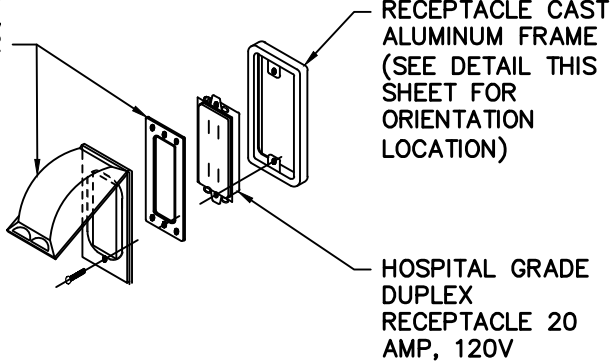
DRAWING NUMBER	STDCC-21
SCALE	NONE
REVISION DATE	09/14
DEPARTMENT	PW



**NOTES:**

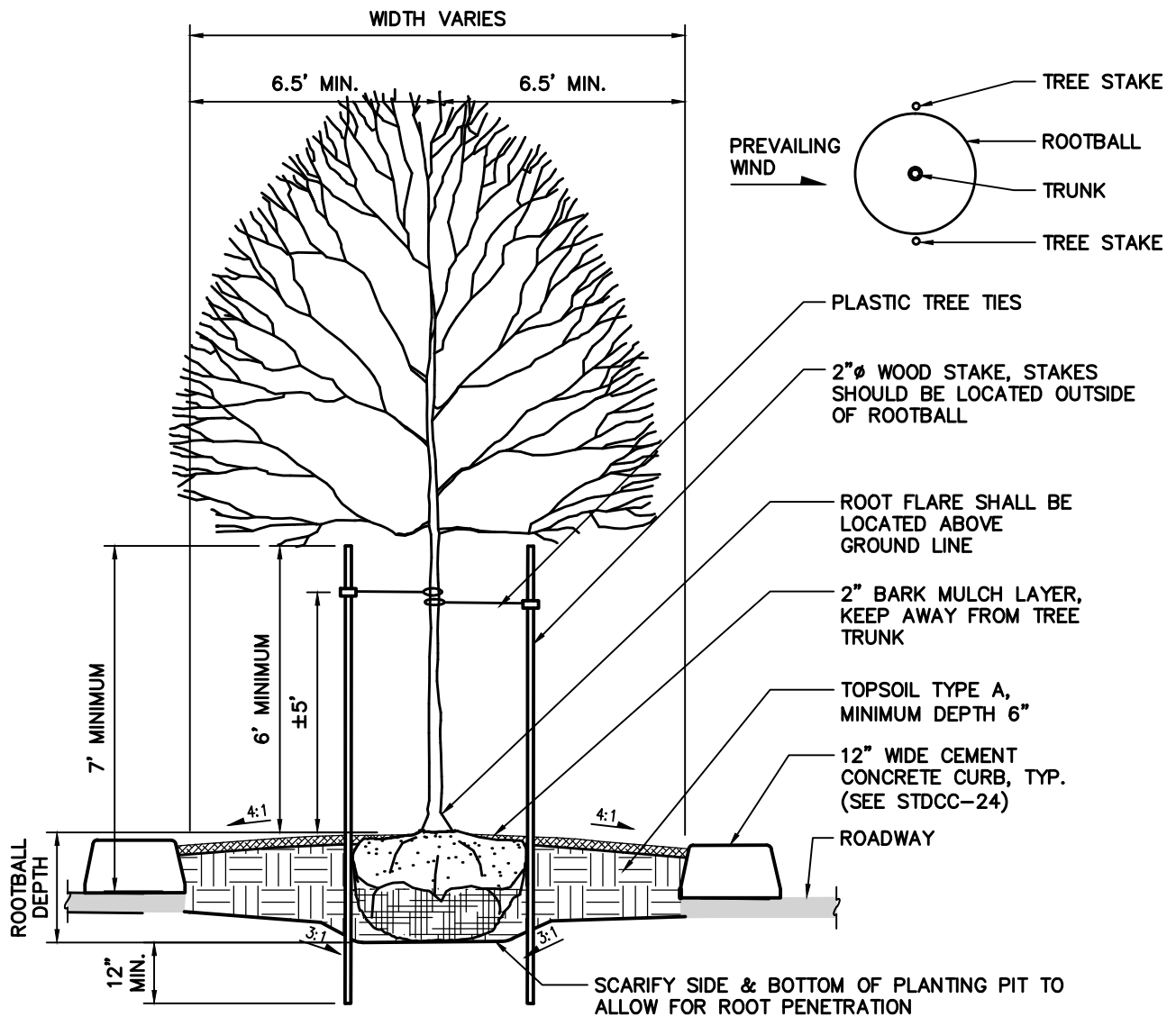
1. RECEPTACLE SHALL BE INTERMATIC WP1030MC, OR APPROVED EQUAL.
2. SEE STDCC-16, STDCC-17, STDCC-18, STDCC-19, STDCC-20 AND STDCC-21 FOR LOCATIONS.

LOCKABLE DIE CAST NEMA 3R,  
PAINT TO MATCH POLE COLOR,  
WEATHERPROOF, IN-USE COVER

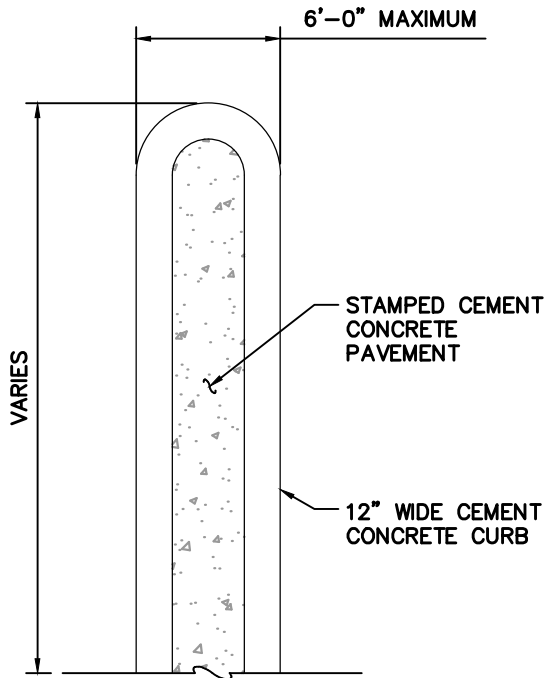


**NOTES**

1. TREE PIT SHALL NOT BE LESS THAN (3) TIMES ROOT BALL DIA.
2. CUT ALL TIES AND FOLD BACK BURLAP FROM UPPER 1/3 OF ROOTBALL
3. REMOVE ALL PLASTIC AND TWINE
4. WATER THOROUGHLY AFTER PLANTING TREE STAKES PERPENDICULAR TO PREVAILING WIND
5. PLANT TREES 1" HIGHER THAN DEPTH GROWN IN NURSERY
6. REMOVE TREE STAKING AFTER ONE YEAR

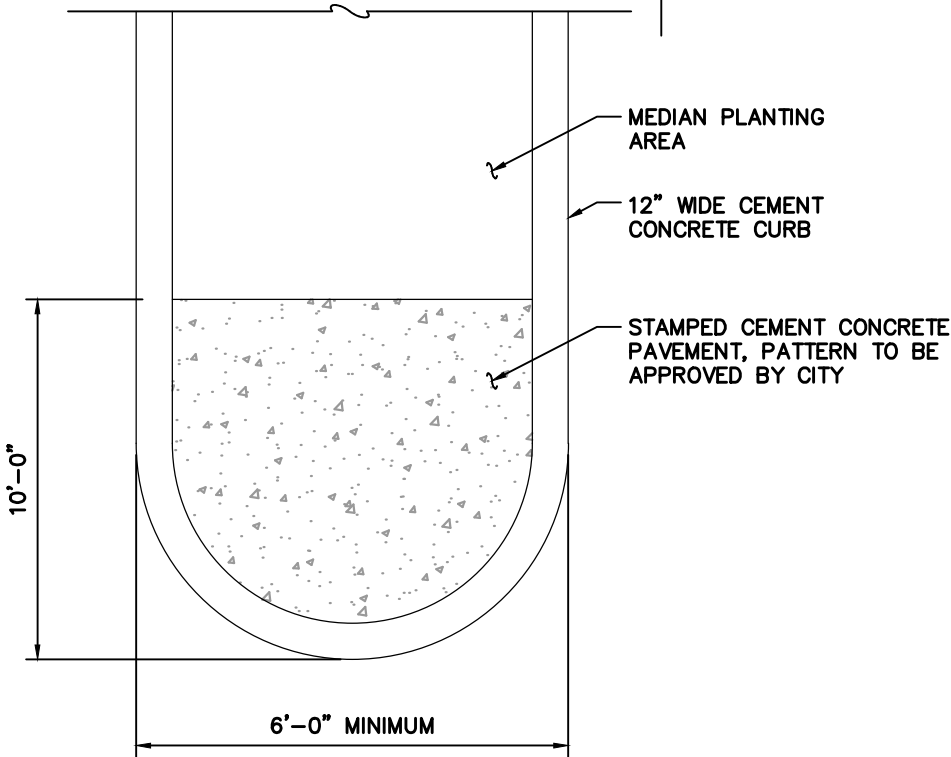
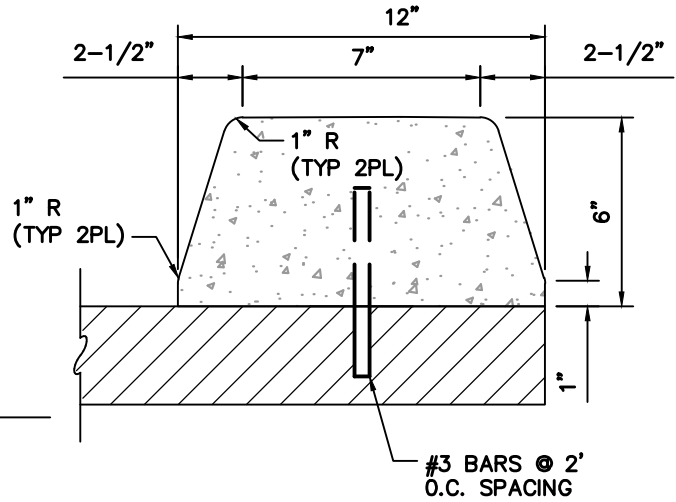


DRAWING NUMBER	STDCC-23
SCALE	NONE
REVISION DATE	08/14
DEPARTMENT	PW



**NOTES:**


1. STAMPED CEMENT CONCRETE PAVEMENT PATTERN AND COLOR SHALL BE PER GUIDELINES IN CITY CENTER STREETScape PLAN.
2. STAMPED PATTERN INSIDE JOINTS SHALL HAVE APPEARANCE OF A CLEAN GROUT JOINT APPROXIMATELY 3/8" WIDE AND 3/8" DEEP.
3. EXPANSION JOINTS 10 FEET APART.



DRAWING NUMBER	STDC-24
SCALE	NONE
REVISION DATE	08/14
DEPARTMENT	PW

**NOTES:**

1. CONTRACTOR SHALL PROPERLY RE-ALIGN STOP BARS AND OTHER PAVEMENT MARKERS AS NECESSARY TO INSTALL CROSSWALK PER CITY OF LYNNWOOD STANDARDS.
2. CROSSWALK STRIPES SHALL BE APPLIED IN ACCORDANCE WITH CITY OF LYNNWOOD STANDARDS STD7-20 FOR BAR SPACING PATTERN.
3. SEE STD7-22 FOR BAR PLACEMENT IN LANES.



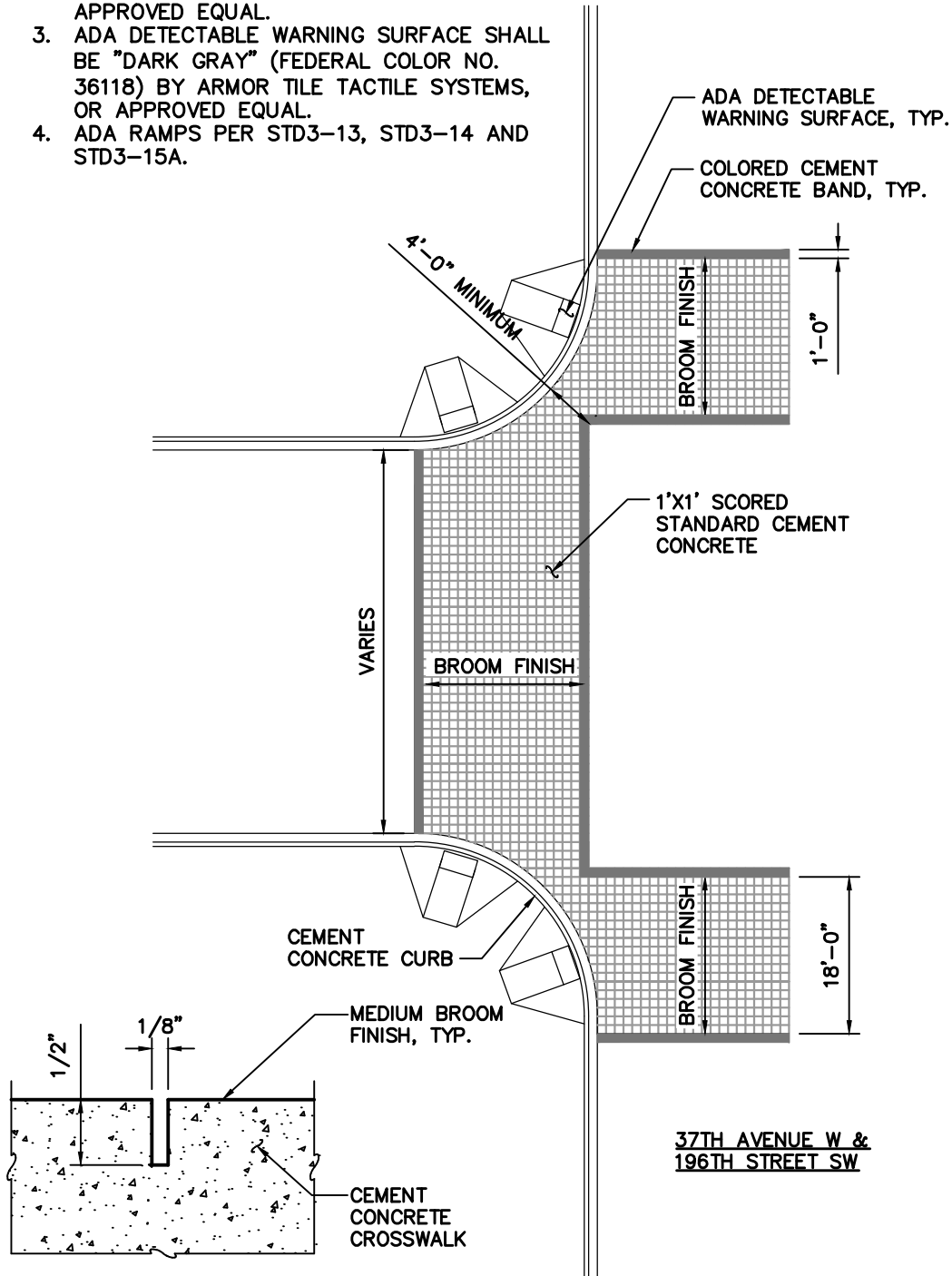
**PLAN**

DRAWING NUMBER	STDC-25
SCALE	NONE
REVISION DATE	09/14
DEPARTMENT	PW



**NOTES:**

1. CLEAN SCORE JOINT BY SAWCUT ONLY. NO RADIUS ON EDGE. NO SMOOTH FLANGE TOOLING ON EITHER SIDE OF JOINT.
2. COLORED CEMENT CONCRETE BAND SHALL BE "DARK GRAY" BY DAVIS COLORS, OR APPROVED EQUAL.
3. ADA DETECTABLE WARNING SURFACE SHALL BE "DARK GRAY" (FEDERAL COLOR NO. 36118) BY ARMOR TILE TACTILE SYSTEMS, OR APPROVED EQUAL.
4. ADA RAMP PER STD3-13, STD3-14 AND STD3-15A.



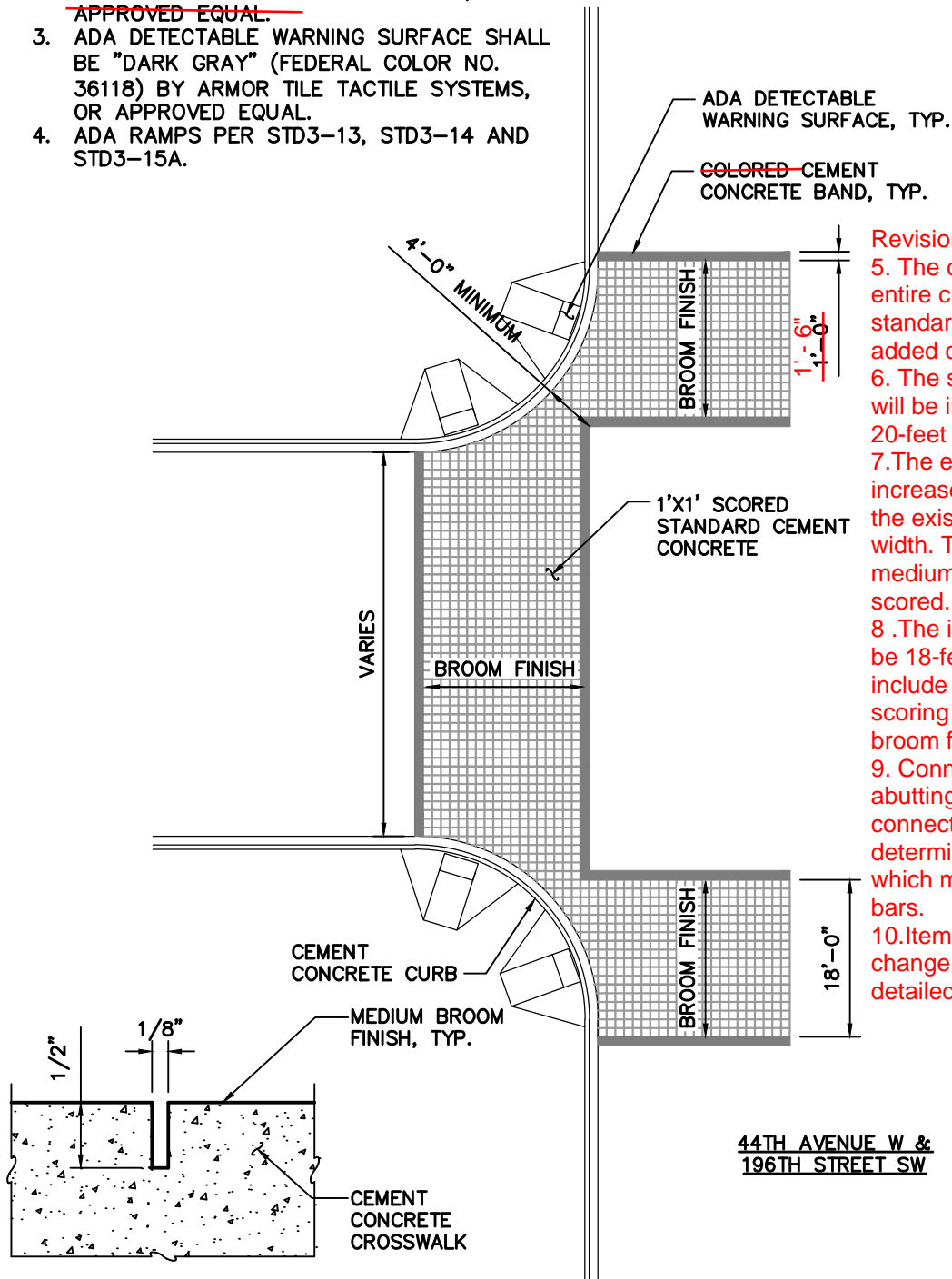
**37TH AVENUE W &  
196TH STREET SW**

**SCORE JOINT SECTION**

DRAWING NUMBER	STDC-26
SCALE	NONE
REVISION DATE	09/14
DEPARTMENT	PW

**NOTES:**

1. CLEAN SCORE JOINT BY SAWCUT ONLY. NO RADIUS ON EDGE. NO SMOOTH FLANGE TOOLING ON EITHER SIDE OF JOINT.
2. ~~COLORED CEMENT CONCRETE BAND SHALL BE "DARK GRAY" BY DAVIS COLORS, OR APPROVED EQUAL.~~
3. ADA DETECTABLE WARNING SURFACE SHALL BE "DARK GRAY" (FEDERAL COLOR NO. 36118) BY ARMOR TILE TACTILE SYSTEMS, OR APPROVED EQUAL.
4. ADA RAMPS PER STD3-13, STD3-14 AND STD3-15A.



- Revisions:**
5. The concrete color of the entire crosswalk will be standard concrete without added coloring.
  6. The size of the crosswalk will be increased from 20-feet to 21-feet.
  7. The exterior bands will be increased to 18-inches from the existing 12-inches in width. The bands will be a medium broom finish and not scored.
  8. The interior crosswalk will be 18-feet in width and will include 1-foot x 1-foot scoring with a medium broom finish.
  9. Connect the crosswalk to abutting panels. These connections are to be determined by the designer which may include dowel bars.
  10. Items not identified for change will remain as detailed in STDC-27.

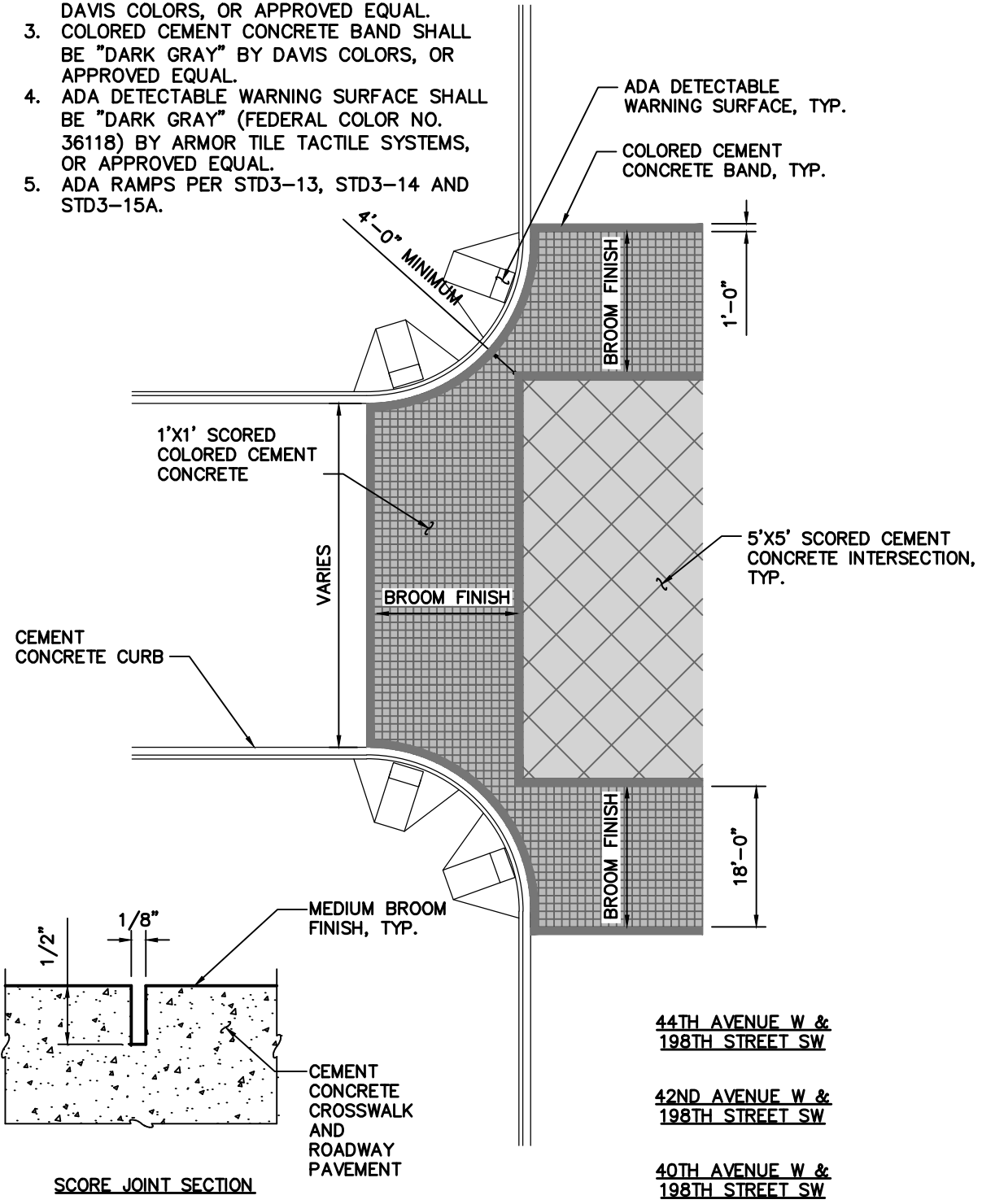
SCORE JOINT SECTION

**44TH AVENUE W &  
196TH STREET SW**

DRAWING NUMBER	STDC-27
SCALE	NONE
REVISION DATE	<del>08/14</del>
DEPARTMENT	PW

**NOTES:**

1. CLEAN SCORE JOINT BY SAWCUT ONLY. NO RADIUS ON EDGE. NO SMOOTH FLANGE TOOLING ON EITHER SIDE OF JOINT.
2. SCORED COLORED CEMENT CONCRETE CROSSWALK SHALL BE "OUTBACK" BY DAVIS COLORS, OR APPROVED EQUAL.
3. COLORED CEMENT CONCRETE BAND SHALL BE "DARK GRAY" BY DAVIS COLORS, OR APPROVED EQUAL.
4. ADA DETECTABLE WARNING SURFACE SHALL BE "DARK GRAY" (FEDERAL COLOR NO. 36118) BY ARMOR TILE TACTILE SYSTEMS, OR APPROVED EQUAL.
5. ADA RAMP PER STD3-13, STD3-14 AND STD3-15A.



44TH AVENUE W &  
198TH STREET SW

42ND AVENUE W &  
198TH STREET SW

40TH AVENUE W &  
198TH STREET SW



**CITY CENTER  
CELEBRATORY CORNERS  
INTERSECTION**

DRAWING NUMBER	STDC-28
SCALE	NONE
REVISION DATE	09/14
DEPARTMENT	PW



A	B	C	D	E	F	G	H	I	J	K	L	M
7'-3"	1'-9"	7'-0"	1'-3"	3"	4'-9"	1"	1.5"	1'-4"	9"	6"	2"	1'-6"
7'-8.5"	1'-9"	7'-4"	1'-3"	3"	5'-2.5"	1"	1.5"	1'-4"	9"	6"	2"	1'-6"
11'-11"	1'-9"	11'-8"	1'-3"	3"	9'-7"	1"	1.5"	1'-4"	9"	6"	2"	1'-6"

\* VARIABLE LENGTHS REQUIRED FOR NAMED STREETS

**NOTES:**

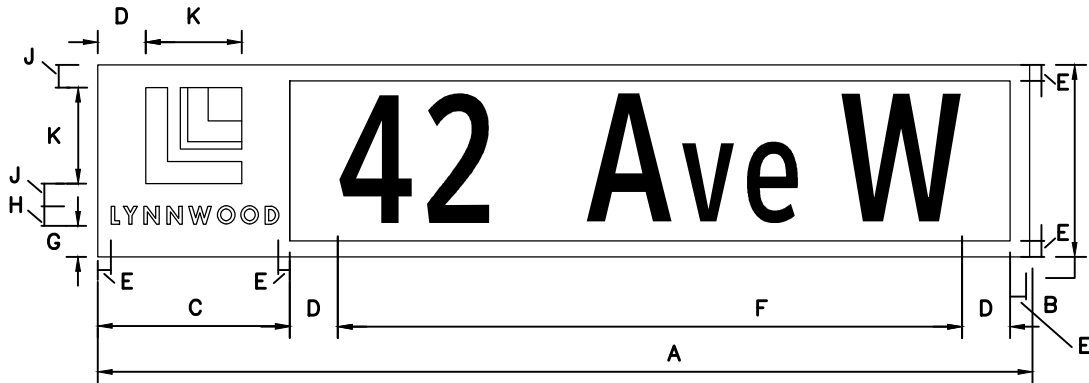
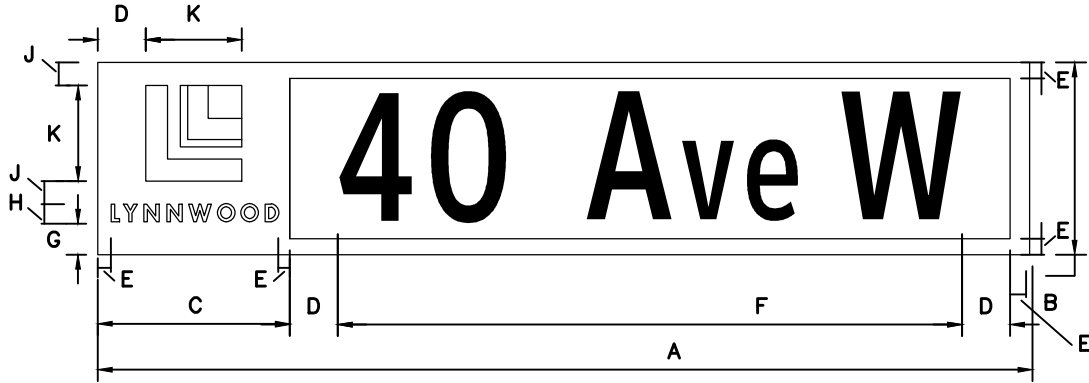
1. INTERNALLY LIT LED ILLUMINATED STREET NAME SIGN ENCLOSURE SHALL BE "LED EDGE LIT" BY NATIONAL SIGN AND SIGNAL, OR APPROVED EQUAL
2. GRAPHICS SHALL BE CITY LOGO
3. TEXT COLOR SHALL BE WHITE PER FHWA COLOR SPECIFICATIONS
4. BACKGROUND COLOR SHALL BE PANTONE 294 "DARK BLUE" PER MUTCD COLOR SPECIFICATIONS
5. TEXT LETTERS SHALL BE "CLEAR VIEW HIGHWAY TYPE D" FONT TYPE, 12" UPPER, 9" LOWER CASE PER FHWA STANDARDS AND MUTCD
6. MOUNTING AS REQUIRED PER APPROVED PLANS AND/OR WSDOT STD G-30.10



**CITY CENTER  
ILLUMINATED STREET NAME SIGN  
AT SIGNALIZED INTERSECTIONS**

DRAWING NUMBER	STDCC-29A
SCALE	NONE
REVISION DATE	09/14
DEPARTMENT	PW





A	B	C	D	E	F	G	H	J	K
4'-10"	12"	12"	3"	.75"	4'-5"	2"	1"	1.5"	6"

\* VARIABLE LENGTHS REQUIRED FOR NAMED STREETS

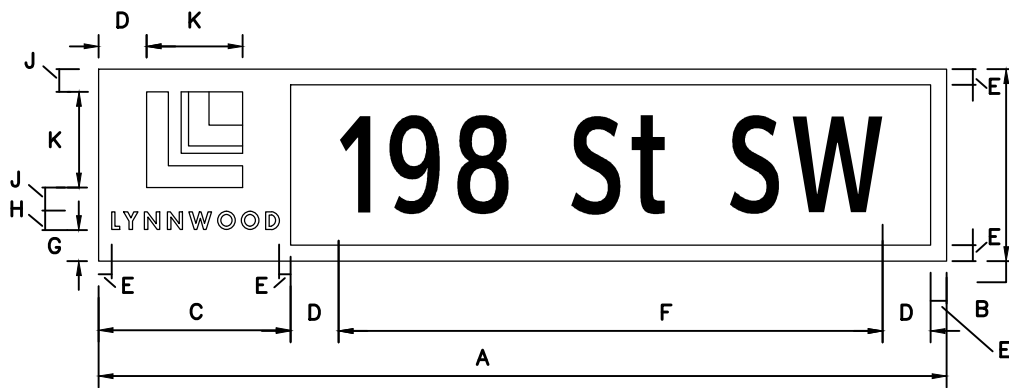
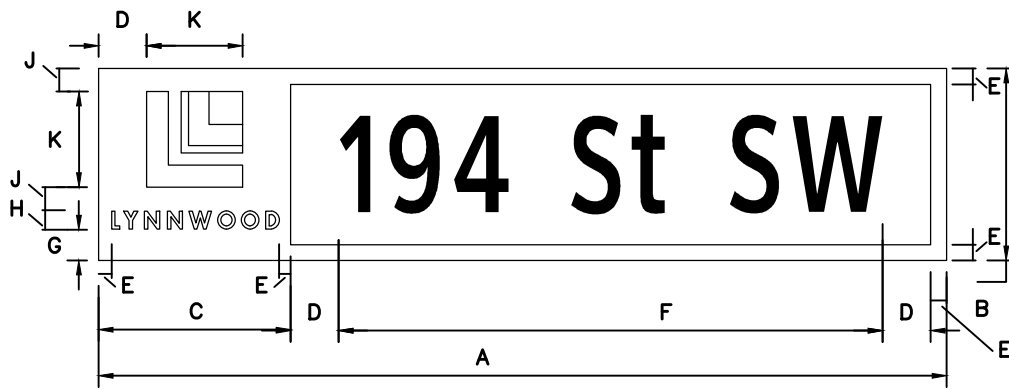
**NOTES:**

1. MATERIAL - PER LYNNWOOD STD7-15A.
2. GRAPHICS SHALL BE CITY LOGO
3. TEXT COLOR SHALL BE WHITE PER FHWA COLOR SPECIFICATIONS
4. BACKGROUND COLOR SHALL BE PANTONE 294 "DARK BLUE" PER MUTCD COLOR SPECIFICATIONS
5. LETTERS - "CLEAR VIEW HIGHWAY TYPE D" FONT TYPE, 8" UPPER, 6" LOWER CASE PER FHWA STANDARDS AND MUTCD
6. MOUNTING AS REQUIRED PER APPROVED PLANS AND/OR WSDOT STD G-9B



**CITY CENTER  
STANDARD STREET NAME SIGN  
AT NON-SIGNALIZED  
INTERSECTIONS**

DRAWING NUMBER	STDC-29B
SCALE	NONE
REVISION DATE	09/14
DEPARTMENT	PW



A	B	C	D	E	F	G	H	J	K	L
4'-5"	12"	12"	3"	.75"	3'-2"	2"	1"	1.5"	6"	2"

\* VARIABLE LENGTHS REQUIRED FOR NAMED STREETS

**NOTES:**

1. MATERIAL - PER LYNNWOOD STD7-15A.
2. GRAPHICS SHALL BE CITY LOGO
3. TEXT COLOR SHALL BE WHITE PER FHWA COLOR SPECIFICATIONS
4. BACKGROUND COLOR SHALL BE PANTONE 294 "DARK BLUE" PER MUTCD AND "WHITE" PER FHWA COLOR SPECIFICATIONS
5. LETTERS - "CLEAR VIEW HIGHWAY TYPE D" FONT TYPE, 6" UPPER, 4" LOWER CASE PER FHWA STANDARDS AND MUTCD
6. MOUNTING AS REQUIRED PER APPROVED PLANS AND/OR WSDOT STD G-9B



**CITY CENTER  
STANDARD STREET NAME SIGN  
AT NON-SIGNALIZED  
INTERSECTIONS**

DRAWING NUMBER	STDCC-29C
SCALE	NONE
REVISION DATE	09/14
DEPARTMENT	PW