
Capital Funds

Capital Funds

Highlights & Changes for 2021-2022

- 6 Year Capital Facilities Plan (CFP)
 - 131 Projects
 - \$400M
- 2021-2022 Capital Budgets
 - 71 Projects (34 in Utilities)
 - \$163M (\$25M in Utilities, \$36M in Grants)

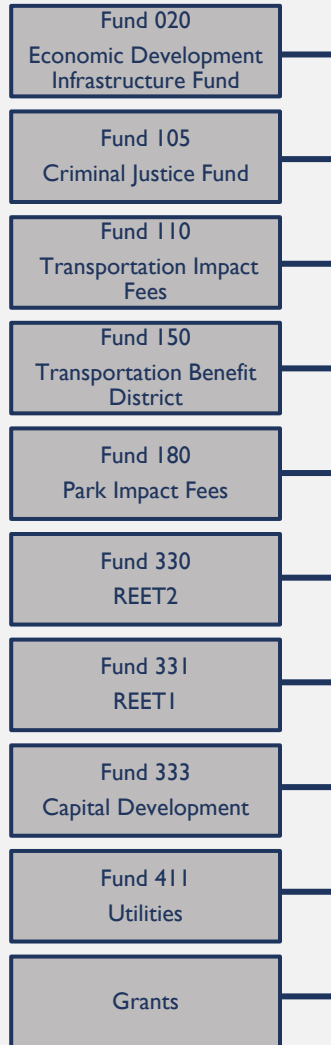
Capital Funds

Highlights & Changes for 2021-2022

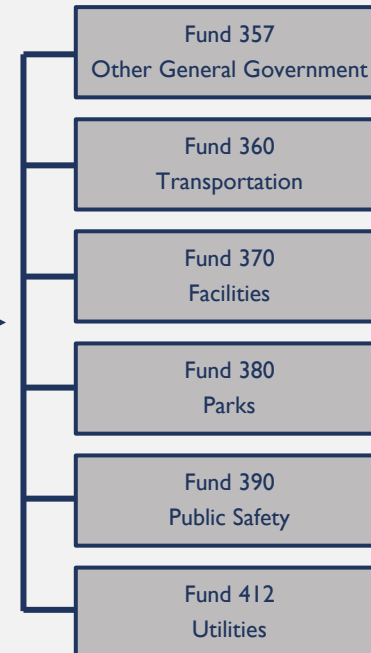
- Capital Budget Funds approved with Biennial Budget
- Council still to approve all contracts >\$100K
- Major changes to amounts or projects require Council notification and/or budget amendment

Capital Budgets

Revenue Sources



Capital Budget Funds



Capital Budgets, Sources of Revenue

- Fund 020, EDIF: \$9,500,000
- Fund 105, Criminal Justice Fund: \$1,308,000
- Fund 110, Transportation Impact Fees: \$2,370,000
- Fund 150, Transportation Benefit District: \$7,668,985
- Fund 180, Parks Impact Fees: \$5,900,000
- Fund 330, REET2: \$5,223,495
- Fund 331, REET1: \$3,883,102
- Fund 333, Capital Development: \$2,541,351 (Assumes \$1.1M/year from GF)
- Bond Sale: \$60,000,000
- Fund 411, Utilities: \$28,008,384
- Grants: \$35,758,000
- Fund 357, other capital BFB: \$231,758
- Fund 360, Transportation BFB: \$1,337,754
- Fund 370, Facilities BFB: \$1,163,703
- Fund 380, Parks BFB: \$219,627

Transportation Benefit District Fund 150

SOURCES & USES OF FUNDS	2020 Projection	2019-2020 Revised	2021-2022 Proposed
REVENUES AND OTHER SOURCES:			
BEGINNING FUND BALANCES	\$3,354,818	\$ 4,926,371	\$ 4,188,817
OPERATING REVENUES			
Public Transportation Sales Tax	2,374,000	4,800,000	5,340,000
TBD Vehicle Fees	1,148,255	1,200,000	-
Interest	17,000	25,000	25,000
Total Revenues	<u>3,539,255</u>	<u>6,025,000</u>	<u>5,365,000</u>
OPERATING EXPENDITURES			
Transportation Administration	61,831	737,514	57,479
Total Operating Expenditures	<u>61,831</u>	<u>737,514</u>	<u>57,479</u>
Operating Revenues over (under)			
Operating Expenditures	\$3,477,424	\$ 5,287,486	\$ 5,307,521
OTHER FINANCING USES			
Return Vehicle Tab Fees to State	\$ -	\$ -	\$ 1,300,000
Transfer to Street Operating Fund 111	300,000	600,000	760,000
Transfer to Transportation Capital Fund	2,343,425	9,423,649	6,908,985
TOTAL EXPEND & OTHER USES	<u>\$2,705,256</u>	<u>\$10,761,163</u>	<u>\$ 9,026,464</u>
Street Maintenance	<u>4,188,817</u>	<u>190,208</u>	<u>527,353</u>
ENDING FUND BALANCES	<u>\$4,188,817</u>	<u>\$ 190,208</u>	<u>\$ 527,353</u>
TOTAL EXPENDITURES, OTHER USES & FUND BALANCES	<u>\$6,894,073</u>	<u>\$10,951,371</u>	<u>\$ 9,553,817</u>

Transportation Benefit District Funds

- Underfunded Programs and Projects
 - 196th Street SW Improvements Project
 - Sidewalk Repairs and Expansion
 - Traffic Signal Rebuild
 - Street Fund I I I
 - Pavement Program
 - ADA upgrades (sidewalks, ramps, driveways)
 - Neighborhood and School Safety

Capital Budgets, Fund 412: Utilities

- 34 Projects, \$28M total, paid by rates and bonds
- Examples:
 - Sewer Lift Stations
 - WWTP Improvements
 - Water Meter Updates
 - Comp Plan Updates
 - Scriber Creek Corridor Flooding
 - General Infrastructure Upkeep
- Overall Goal: City Vision, Sustainable Utility, comply with Utility Rate Schedule

Capital Budgets, Fund 357: Other General

- 6 Projects, \$5.2M
 - South Lynnwood improvements
 - Network and Server Infrastructure
 - Gateway Signs
 - Regional Growth Center Action Plan
 - City Sub Area Plan/EIS
 - Strategic opportunities: Funding for EDIP eligible projects (Grant match – Poplar Bridge, property acquisition)
- Overall Goal: City Vision, preparing for City Center and ST2



Capital Budgets, Fund 360: Transportation

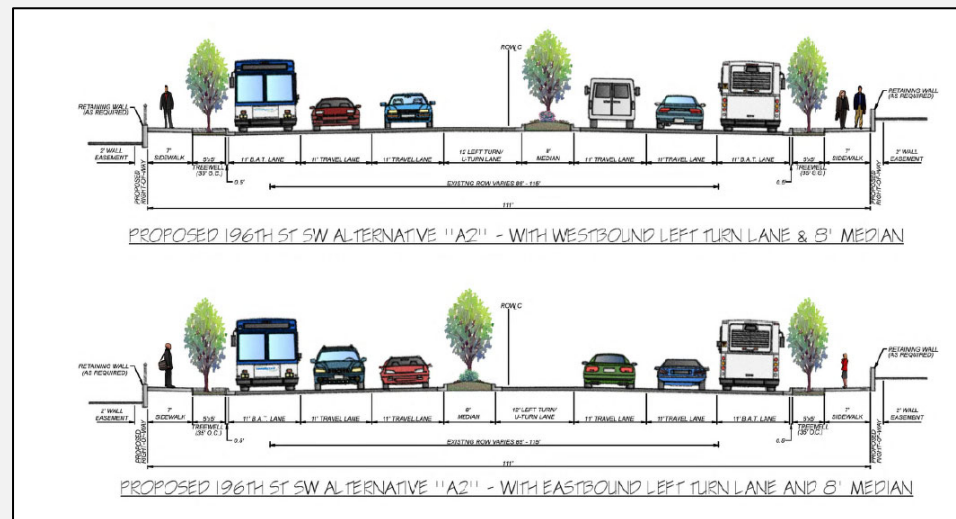
- 13 Projects, \$46.9M total, \$25.4M from grants
- Examples:
 - Roadway Improvements: 196th St SW, Poplar Bridge, Beech Road, 42nd Ave W
 - Multi-Modal Projects: 44th Ave W Underpass, 48th Ave W, School Safety, Wayfinding Plan
 - Ongoing Programs: Pavement rehab, sidewalks, ADA, traffic signal rebuild
- Overall Goal: City Vision, preparing for ST2 and City Center



Rendering: Poplar Way Bridge Over I-5



Beech Road Improvements



196th Street SW 48th – 37th Improvements

Capital Budgets, Fund 370: Facilities

- 2 Projects, \$1,345,629
- Examples:
 - City Buildings Conditions Assessment
 - Municipal Buildings Capital Maintenance
 - ADA Upgrades
- Overall Goal: City Vision, preparing for City Center

Capital Budgets, Fund 380: Parks and Rec

- 15 Projects, \$19.1M total, \$10.2M from grants
- Examples:
 - Deferred Maintenance & ADA
 - Town Square Park
 - So. Lynnwood Park Renovation
 - Heritage Park Water Tower
 - Scriber Creek Trail Redevelopment
 - Rec Center Refresh
 - Senior Center/Teen Expansion
 - Veteran's Park
 - Parks Planner
- Overall Goal: City Vision, PARC Plan




Town Square Park



Scriber Creek Trail



Veterans Park



Scriber Lake Park Trail



Deferred Maintenance



South Lynnwood Park

Capital Budgets, Fund 390: Public Safety

- 1 Project, \$60,000,000
- Justice Facility
- Overall Goal: Compliance with standards and adequate space for operations