

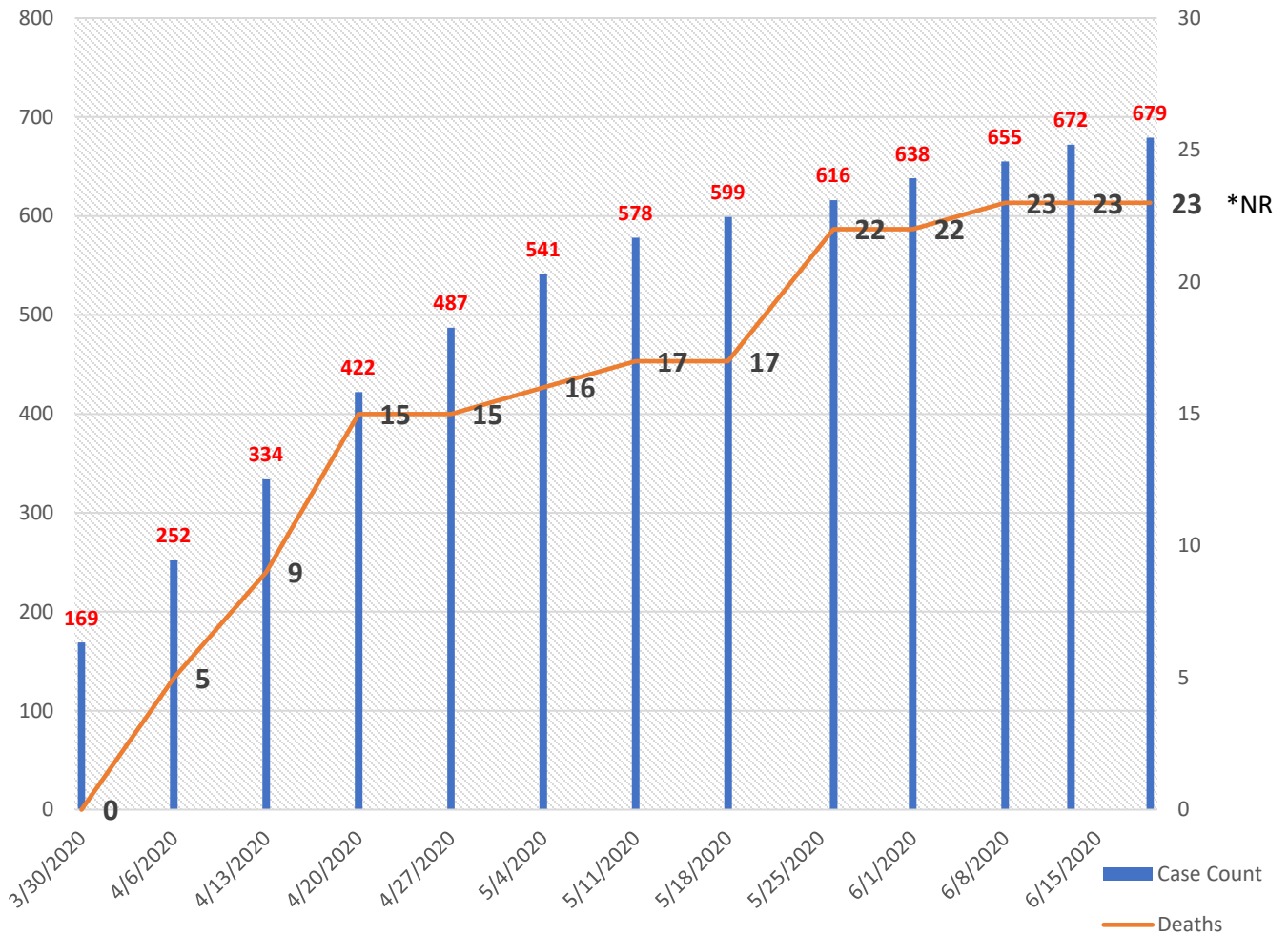
# COVID-19 Council Update

## June 22, 2020

### Current Statistics as of 06/19-20/2020:

- Snohomish County – 3,679 confirmed and probable cases
  - 163 deaths countywide
- Washington State – 28,680 confirmed and probable cases
  - 1,270 deaths statewide
  - Total tests administered statewide 474,938 with 6% positive
- City of Lynnwood – 679 Cases – 607 recovered

### Lynnwood Trending



## COVID-19 ACTIVITY AND CAPACITY IN SNOHOMISH COUNTY

Snohomish County moved to Phase 2 on June 5. Snohomish Health District monitors these metrics and submits a weekly report to the Washington State Department of Health.



### COVID-19 ACTIVITY

COVID-19 ACTIVITY	TARGET	CURRENT	CHANGE SINCE LAST REPORT
Confirmed cases reported May 31 - June 13, 2020	<25 cases / 100,000 residents / 14 days	22	no change
Trends in hospitalization for lab-confirmed COVID-19	Flat or decreasing	Flat	no change



### HEALTH CARE SYSTEM READINESS

HEALTH CARE SYSTEM READINESS	TARGET	CURRENT	CHANGE SINCE LAST REPORT
% of licensed beds occupied by patients	<80%	72%	no change
% of licensed beds occupied by suspected and confirmed COVID-19 cases	<10%	4%	no change



### TESTING ACTIVITY

TESTING CAPACITY & AVAILABILITY	TARGET	CURRENT	CHANGE SINCE LAST REPORT
Average number of tests performed per day during the past week compared to positive results	50 times the number of cases	40 times the number of cases	↑ increase from 35:1 to 40:1
Average % tests positive for COVID-19 during the past week	2%	2.5%	↓ from 2.9%
Median time from symptom onset to specimen collection among cases during the past week	median <2 days	1 day	↓ from 3 days



### CASE & CONTACT INVESTIGATIONS

CASE & CONTACT INVESTIGATIONS	TARGET	CURRENT	CHANGE SINCE LAST REPORT
% of cases reached by phone or in person within 24 hours of receipt of positive lab test report	90%	62%	↑ 4%
% of cases reached by phone or in person within 48 hours of receipt of positive lab test report	n/a	76%	no change
% of contacts reached by phone or in person within 48 hours of receipt of positive lab test report on a case	80%	93%	↑ 3%
% of cases responding to daily monitoring	80%	52%	↓ 12%

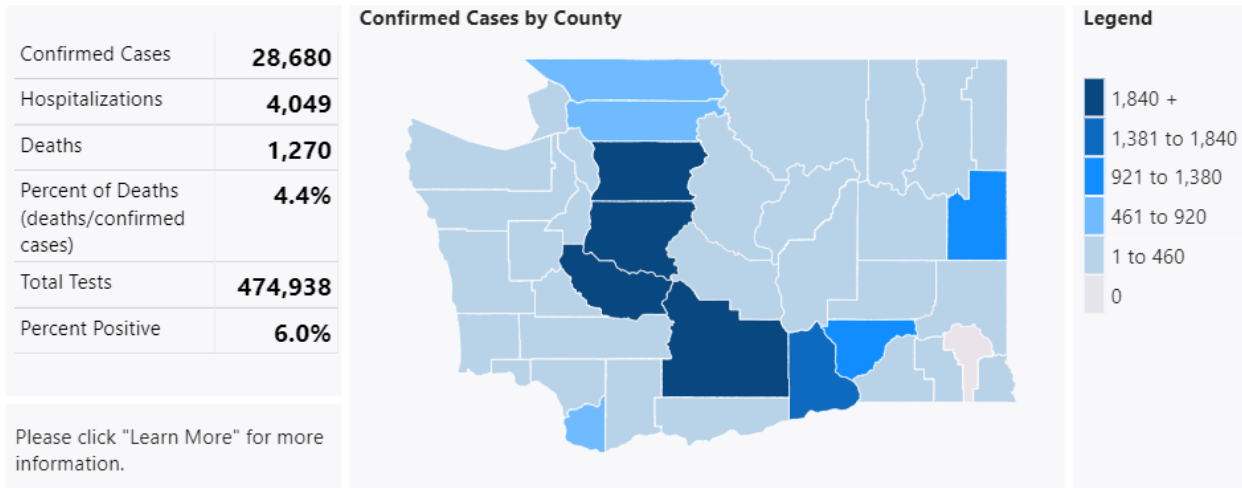


### PROTECTING HIGH-RISK POPULATIONS

PROTECTING HIGH-RISK POPULATIONS	TARGET	CURRENT	CHANGE SINCE LAST REPORT
Number of outbreaks reported by week*	2 or less	4	↑ 2

\*Note: defined as 2 or more non-household cases epidemiologically linked within 14 days in a workplace, congregate living, or institutional setting.

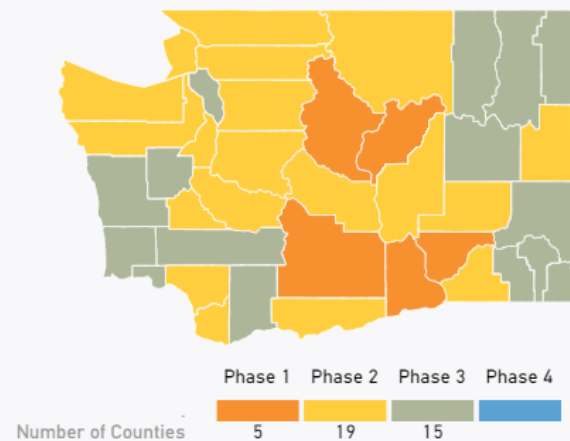
# The State at a Glance-



## Washington State key metrics

	Value	Goal	Meeting Goal
Rate per 100K of newly diagnosed cases during the prior two weeks	57.5	<25	No
Number of individuals tested for each new case during the prior week	28.3	>50	No
Percent of individuals testing positive for COVID-19 during the past week	3.5%	<2%	No
Percent of licensed beds occupied by patients	65.5%	<80%	Yes
Percent of licensed beds occupied by COVID-19 cases	2.6%	<10%	Yes

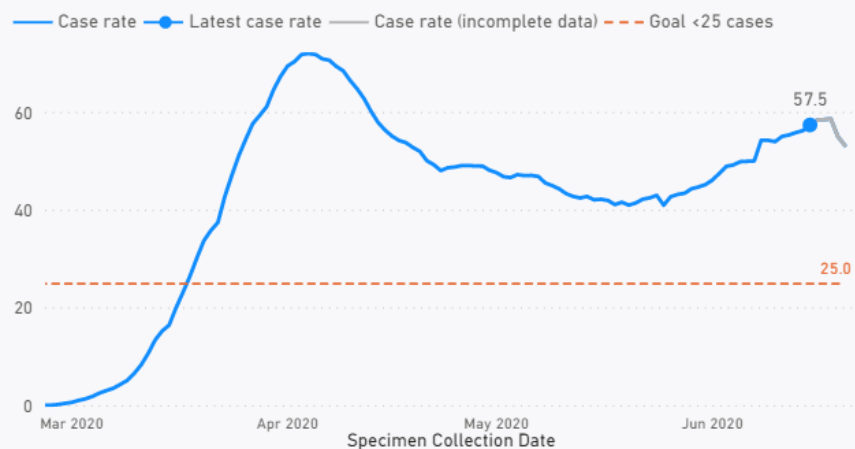
## Phases by County



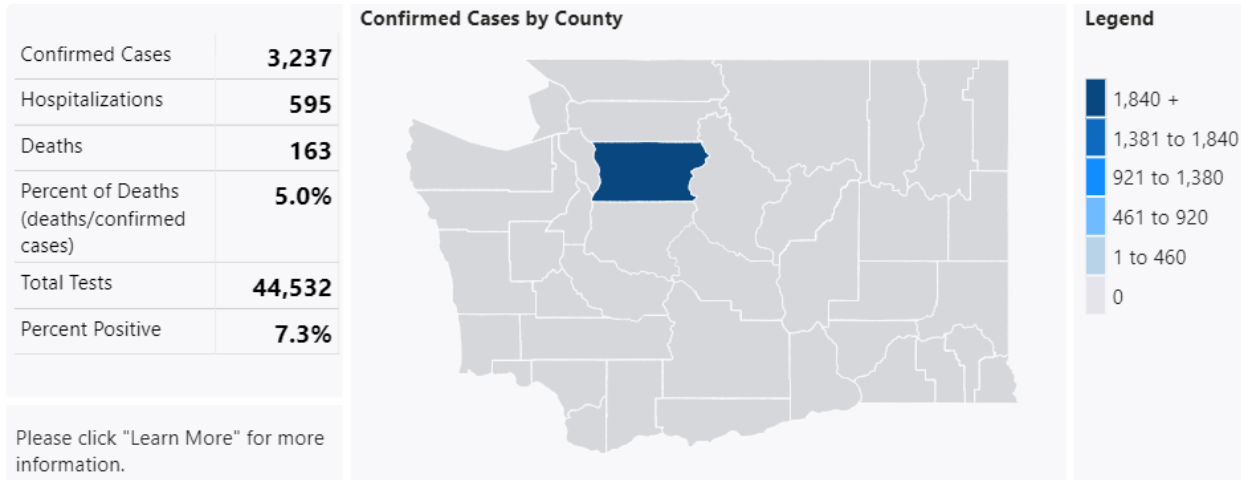
## Washington State

Rate per 100K of newly diagnosed cases during the prior two weeks	<b>57.5</b>
Meeting goal of fewer than 25 cases per 100,000 people	<b>No</b>
Supporting detail	
Population	<b>7.55M</b>
Confirmed cases in the prior two weeks	<b>4,338</b>

## Rate of newly diagnosed cases per 100K people

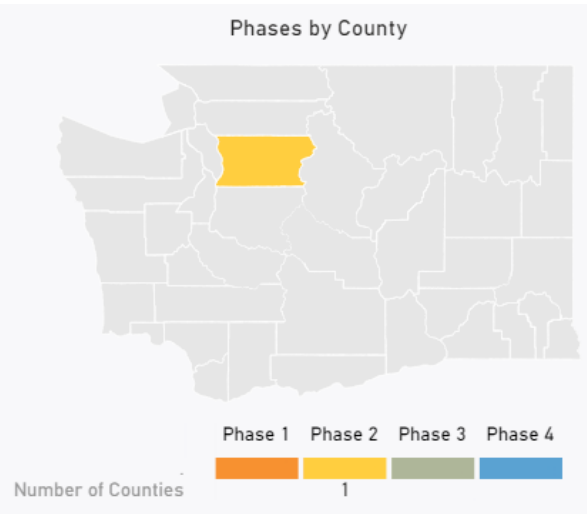


# The County at a Glance -



## Snohomish County key metrics - currently in Phase 2

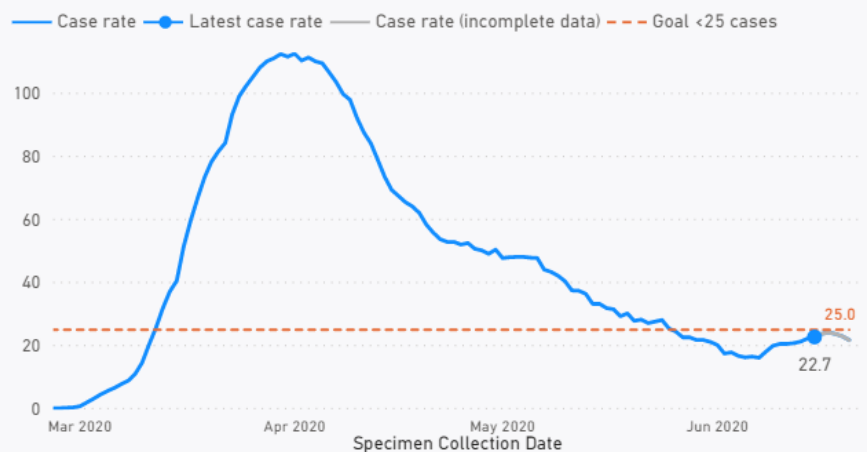
	Value	Goal	Meeting Goal
Rate per 100K of newly diagnosed cases during the prior two weeks	22.7	<25	Yes
Number of individuals tested for each new case during the prior week	35.4	>50	No
Percent of individuals testing positive for COVID-19 during the past week	2.8%	<2%	No
Percent of licensed beds occupied by patients	76.7%	<80%	Yes
Percent of licensed beds occupied by COVID-19 cases	3.7%	<10%	Yes



## Snohomish County

Rate per 100K of newly diagnosed cases during the prior two weeks	<b>22.7</b>
Meeting goal of fewer than 25 cases per 100,000 people	<b>Yes</b>
Supporting detail	
Population	<b>818,700</b>
Confirmed cases in the prior two weeks	<b>186</b>

## Rate of newly diagnosed cases per 100K people



## Status Update:

- Many City operations will re-open in Phase 3 and our Emergency Management team is continuing to work with Department Directors to develop a safe start plan for city employees to ensure our safety as we move toward greater public interaction.

Under Phase 3, we will be required to conduct a health screening on employees at the beginning of their work shift. Each employee, upon reporting for work, will be required to sign in an acknowledge that they do not have any COVID-19 symptoms. These employee logs will also be used for contact tracing should we have a positive case amongst our city employees.

In a continued effort to keep our employees healthy, we will be encouraging extended telecommuting to the greatest extent possible through October 1, 2020. If employees do need to return to the workplace in order to serve customers, supervisors will make accommodations to ensure proper social distancing and safety precautions.

- Staffing numbers, and levels of illness, have remained consistent throughout the pandemic. Police and jail staffing numbers are still required daily by the Department of Emergency Management.
- Low Income Face Coverings: Lynnwood is set to receive 44,000 face coverings from the State's Military Department to be distributed to individuals under the 200% Federal Poverty level. For a family of four – 200% Federal Poverty level is an annual income of \$51,500 or less. Staff are working on a plan to distribute these to our residents once they have been received.
- The City of Lynnwood is set to receive up to \$1,188,000 in Federal CARES Act funding to address COVID-19 related expenses. Funds may be used for costs incurred by our city in response to the COVID-19 public health emergency during the period of March 1 through October 31, 2020.

## CARES Act Funding Budget:

Total reimbursable funding available to the City of Lynnwood: \$1,188,000

COVID-related expenses currently incurred by <b>ALL</b> City Departments (Project Coded)	\$36,623.86
COVID-related expenses currently incurred but Not Project Coded	\$48,514.99
<i>Projected Technology Costs</i>	\$220,000.00
<i>Projected Payroll Costs</i>	\$59,105.59
Projected Programs and Remaining Departmental Costs	\$123,755.56
Business Relief Fund: \$10,000 small business loans	\$500,000.00
Community Relief Fund: Rent/Mortgage Relief Emergency Grants	\$200,000.00
<b>TOTAL</b>	<b>\$1,188,000</b>

**Total CARES Act Funding Relief Programs: \$700,000**

## **BUSINESS RELIEF FUNDS - \$500,000**

Goal: Provide economic support to small businesses (10 employees and under) in the City of Lynnwood impacted by COVID-19.

- Grants of \$10,000 to City of Lynnwood small businesses affected by COVID-19
- Funds may be used for existing operating expenses, including business rent or mortgage, payroll, utilities, inventory, marketing, and improvements to meet social distancing requirements.
- Grants launched on Wednesday, June 17<sup>th</sup> with application deadline of Friday, June 26<sup>th</sup> at 4:00pm.
- With funds distributed by mid-August.

### **COMMUNITY RELIEF FUNDS - \$200,000**

Goal: To target relief efforts to our Lynnwood community members most affected and negatively impacted by COVID-19. Housing has been an ongoing area of focus for the City Council and Administration. Our relief efforts should be focused on keeping individuals and families in their homes through rent/mortgage assistance efforts.

- Can be used for rent or mortgage for those who can demonstrate financial hardship due to COVID-19
- Grants between \$500-\$1,000 per household (we will work with the non-profit to determine the most appropriate amount)
- Working on a Memorandum of Understanding with a local non-profit to distribute these funds to our community members in need.