

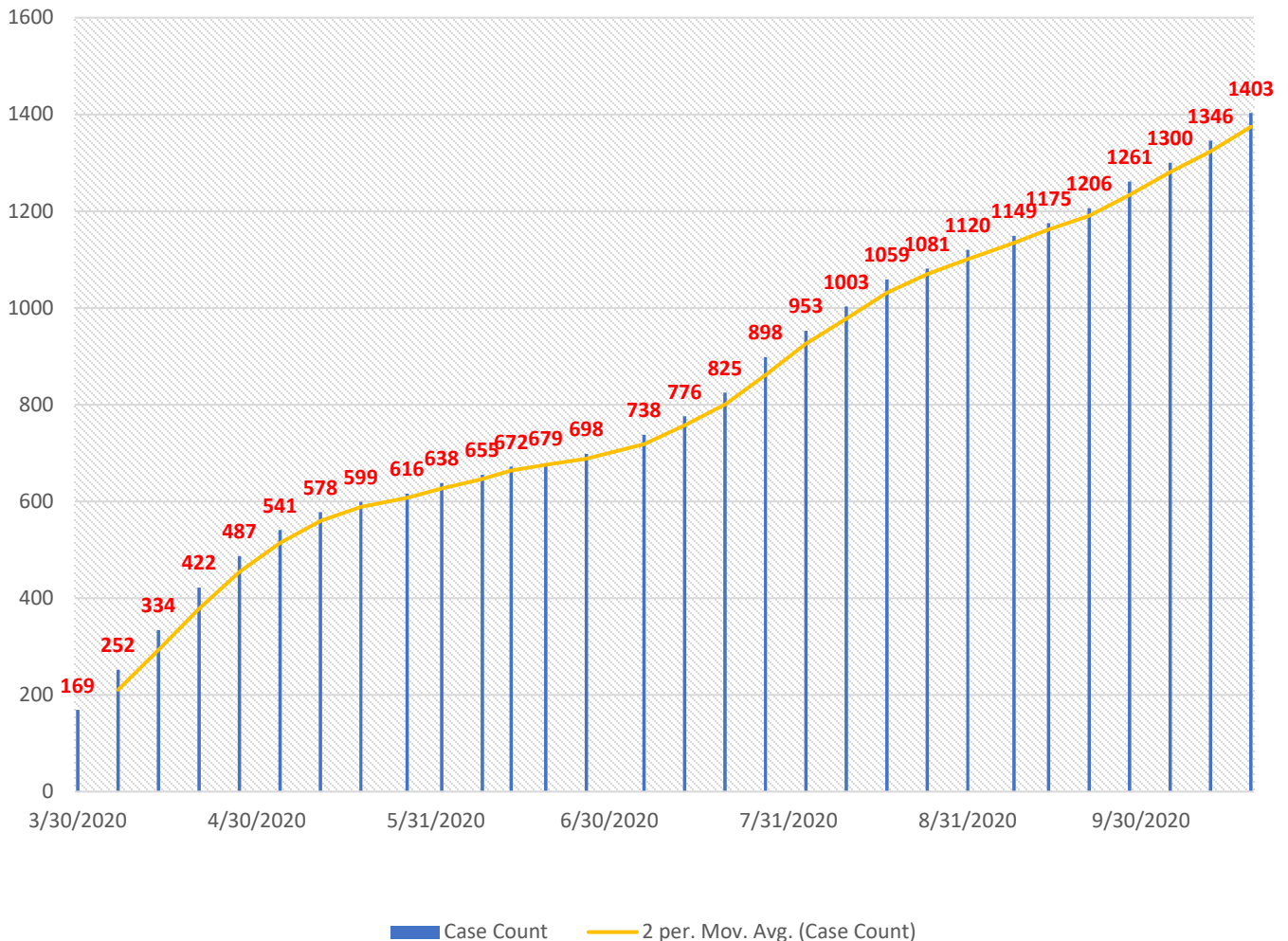
# COVID-19 Council Update

## October 19, 2020

### Current Statistics as of 10/19/2020:

- **Snohomish County** – 9,311 Confirmed/Probable cases (+509 cases from 10/12)
  - 223 Deaths countywide (+5 from 10/12)
  - 875 Hospitalizations
  - 2.8% of Deaths/Confirmed Cases
- **Washington State** – 98,661 Confirmed cases (+5,626 from 10/12)
  - 2,258 Deaths statewide (+68 deaths)
  - 8,077 Hospitalizations
  - 2.3% of Deaths/Confirmed Cases
  - Total tests administered - 2,244,336
- **City of Lynnwood** – 1,403 Cases (+57 from 10/12) – 1,210 recovered

### Lynnwood Trending



\*Statistics and data compiled from the Snohomish Health District website and the Washington State Department of Health website.

## Status Update:

- **COVID** is still very much circulating throughout Snohomish County. The case rate has now increased four straight weeks. Forecasted concerns over indoor gatherings where the potential for the spread of the virus is increased seem to be bearing out. Last Thursday's numbers were the highest since the pandemic started. Mask-up, socially distance, and avoid gatherings outside your immediate household.

Case counts in western Washington are increasing across all age groups and over broad geographic areas including Snohomish County and our region.

- **Vaccine distribution** plans at the county, State and federal levels are underway. The county has submitted its plan. We feel we will be in a good place to coordinate and dispense vaccinations based on the amounts and guidance we receive. The initial plan itself outlines specific action steps DOH and the Health District will take, like developing an equitable vaccine allocation, setting up strong vaccine infrastructure in Washington, tracking administration data, and planning for effective communication with the public.
- Insurance commissioner extends pandemic order through Nov. 13 – the Insurance Commissioner extended his emergency order again, directing all state-regulated health insurers to make additional coverage changes to aid consumers during the coronavirus pandemic. His order is in effect until Nov. 13 and requires health insurers to:
  - Continue coverage for providing telehealth via methods including telephone and video chat tools such as Facetime, Facebook Messenger video chat, Google Hangout video, Skype and Go-to-Meeting.
  - Cover all medically necessary diagnostic testing for flu and certain other viral respiratory illnesses billed during a provider visit for COVID-19 with no copay, coinsurance or deductible.
  - Treat drive-up testing sites for COVID-19 as provider visit with no copay, coinsurance or deductible.
- Federal funding will be CRITICAL to COVID-19 response at the end of 2020 when existing dollars run out. It is imperative that we contact our congressional legislators to encourage the extension of CARES Act funding.
- **Schools have been urged by the Health District to pause on plan for more in-person instruction** - Superintendents at school districts in Snohomish County were urged last week to pause plans to expand in-person learning opportunities. The reason: a new rolling three-week case rate, which is a sharp increase from previous weeks. Dr. Chris Spitters, Health Officer at the Snohomish Health District, emailed guidance to school leaders last week asking them to not move ahead now on any plans to bring in additional students. He also stressed that, at this time, there is no need to go backward at schools that have started to bring in students in kindergarten to third grade, or those with special needs.
- **Drive-thru Testing:** Outdoor testing sites are open.

### Everett Testing:

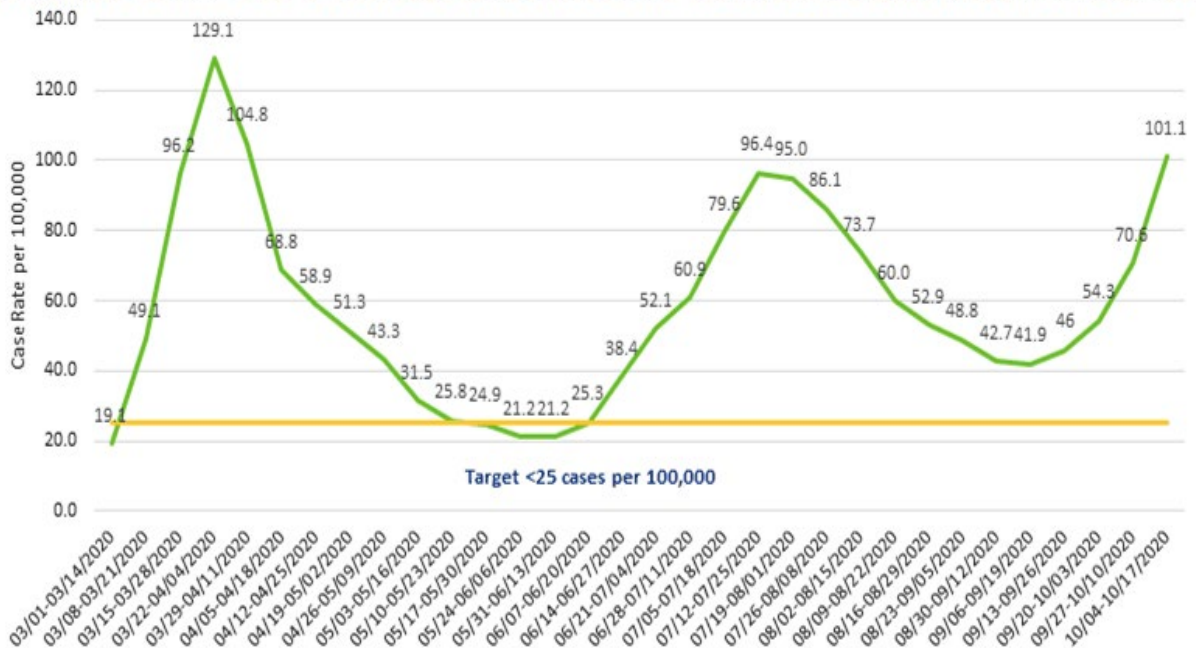
- The Health District is offering drive through testing at the 3900 Broadway site Monday - Friday 9 a.m. to 4 p.m.

### Lynnwood Testing:

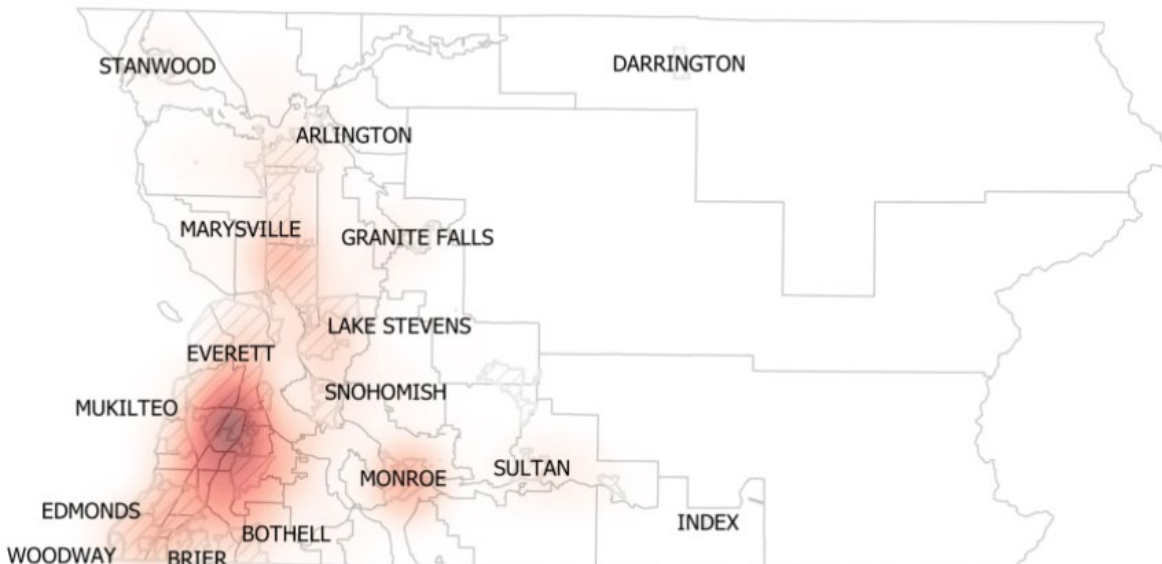
- The Health District will be offering testing at the [Lynnwood Food Bank](#) on Tuesday, October 20<sup>th</sup>. Appointments will be available from 9 a.m. to 4 p.m. at 5320 176th St SW.

- Unemployment claims up again in Snohomish County** - Snohomish County saw initial regular unemployment claims jump from 1,662 to 2,528, a 52% increase compared to the week before, according to the state Employment Security Department. During the same period – the week of October 4 through October 10 -- there were 22,324 initial regular unemployment claims statewide. That was up by 44.1%. The increase in claims came primarily in manufacturing and accommodation and food service, the state reported. Unemployment in retail, transportation and warehousing also contributed.
- Snohomish County Case Rates:** In the last four weeks, Snohomish County has seen a significant increase from 41.9 COVID cases per 100,000 population to **101.1 cases per 100,000**. This is the highest rate we have been at since March and the very beginning on the pandemic.

**SNOHOMISH COUNTY COVID-19 CASE RATE PER 100,000 FOR 2-WEEK ROLLING PERIOD (UPDATED MONDAYS)**



**Case County Heat Map (September 27 – October 10)**



**COVID-19 cases by race and ethnicity (January – October 5, 2020), Snohomish County**

<b>Race non-Hispanic</b>	<b>Case count</b>	<b>Population</b>	<b>Rate per 100,000</b>	<b>Relative Risk</b>	<b>95% CI Lower</b>	<b>CI Upper</b>
African American	236	24195	975.4	2.7	2.4	3.0
American Indian/Alaska Native	73	9083	803.7	2.2	1.8	2.8
Asian	413	92570	446.1	1.2	1.1	1.3
Native Hawaiian or Pacific Islander	179	4562	3923.7	10.8	9.3	12.5
White	2055	563862	364.5	1.0		
Other, not Hispanic	111	---	---	---	---	---
<b>Ethnicity</b>						
Hispanic	1380	88072	1566.9	4.3	4.1	4.5
Total confirmed cases with race/ethnicity data	4447	---	---	---	---	---
Total confirmed cases in data set	7280	---	---	---	---	---
% of confirmed cases with race/ethnicity data	61.1%	---	---	---	---	---

Data source: Washington Disease Reporting System (WDRS). Population data from Washington State Office of Financial Management. Race/ethnicity population estimates from 2019, total population 2020 estimate.

- **Flu Shots** – it is important for the public to be aware of the need to protect themselves as much as possible during this flu season. If at all possible, please get a flu vaccination shot. This year will be different with the coronavirus also in circulation. Hospitals are already stressed and will be even more so during the upcoming fall and winter.
- **Halloween Recommendations:** Both the Centers for Disease Control and Prevention, and the Snohomish Health District have provided a recommendation on the upcoming Halloween holiday, stating that traditional trick-or-treating and Halloween activities are considered high risk.

If you do decide to trick-or-treat, there are steps you can take to stay healthy and safe: stay home if you are feeling ill, wear a proper face covering (costume masks are not a replacement), travel only with members of your household and maintain 6 ft of distance, hand out candy outside to avoid kids coming to your door, wash hands before and after and bring hand sanitizer, or do other fun Halloween activities with members of your household.



The City is hosting a socially distant, drive thru Halloween Hullabaloo for the community. We currently have 300 vehicles registered to participate and our staff are currently evaluating to determine if we can accommodate more vehicles.

- **Recreation Center Update:** With new guidance that recently came out from the Governor’s office, the Lynnwood Recreation Center will be re-opening the north natatorium and re-starting water aerobics classes on October 26<sup>th</sup>.

The lap and wellness pool, weight room, and Group Fitness classes have been open with limited capacity. Patrons are asked to register in advance. Each session is one hour with a 15-minute break for staff to clean and sanitize. Patrons are asked to sign a waiver and undergo a health screening prior to using our facilities.

- **Extended Telecommuting:** Employee telecommuting will continue through the end of 2020. A majority of County Mayors and Tribal Leaders have extended their employees to telecommute through the end of 2020, and many have already extended through the first quarter of 2021. Our EOC staff will continue to monitor and provide our staff with the appropriate notice.
- **Staffing:** Staffing numbers, and levels of illness, have remained consistent throughout the pandemic.

- **REMINDERS**

- Staying home is still the safest. If you do go out, keep it quick, keep your distance and wear a face covering. Recreate and do business locally to avoid spreading the virus across county lines. Limit the number of people outside of your household that you gather with every week. If you feel symptoms of COVID-19, get tested.
  - **Symptoms:** Fever, Chills, Cough, Difficulty breathing, Fatigue, Muscle pain or body aches, Headache, Sore throat, Runny nose or nasal congestion, or New loss of taste or smell.
  - **Asymptomatic individuals:** If you are a close contact of a confirmed case, or Live in a congregate setting, like a shelter, group home or

assisted living facility, or Work in a location that has had a case, Part of a family or social network that has had a case, or Work in healthcare, EMS, law enforcement or other fields where work settings have a higher risk of catching or spreading COVID-19, or Are part of a racial or ethnic group that has been disproportionately impacted by this virus in terms of rate or severity of cases (this includes people who are Black, Latinx, Native American/Alaskan Native, or Pacific Islander).

- **CARES Act Funding:** The City of Lynnwood is eligible to receive \$1,782,000 in federal CARES Act Funding.
  - Recap of **\$1,782,000 CARES Act Funding** allocations:

▪ Technology Costs	\$220,000
▪ Payroll Costs (estimates)	\$60,000
▪ COVID-related expenses	\$208,000
▪ Business Relief Fund	\$500,000
▪ Community Relief Fund	\$200,000
▪ Round 2 of Business Relief Fund	\$300,000
▪ Additional Community Relief Funding	\$50,000
▪ Additional city expenses related to COVID-19	\$194,000
▪ Grant to the Lynnwood Food Bank	\$50,000
  - **Small Business Relief Grant Program Update:**
    - First round of grants went to a total of 50 local small businesses for a total investment of \$500,000.
    - Second round of grants will go to a total of 30 local small businesses for an additional investment of \$300,000.
    - Lynnwood's total investment into local small businesses is **\$800,000** through our Federal CARES Act Funding.
  - **Rental / Mortgage Assistance Program Update:**
    - Through October 12<sup>th</sup>, C3 has distributed **\$192,500** worth of rental assistance grants to 225 households.
    - Grants have been in varying amounts from \$500-\$1,500 and are paid directly to the landlord.
    - Demographics of approved grants:
      - 30% Latinx
      - 26% White
      - 20% Black
      - 17% Asian
      - 5% Indigenous/ Native
      - 1.5% Pacific Islanders
  - **Grant to the Lynnwood Food Bank:** A grant agreement for \$50,000 to support operations at the Lynnwood Food Bank due to the COVID-19 pandemic, has been signed by both parties. The funds should be sent to the Food Bank within the next two weeks to support their efforts to support members of our community experiencing financial hardships due to COVID-19.