

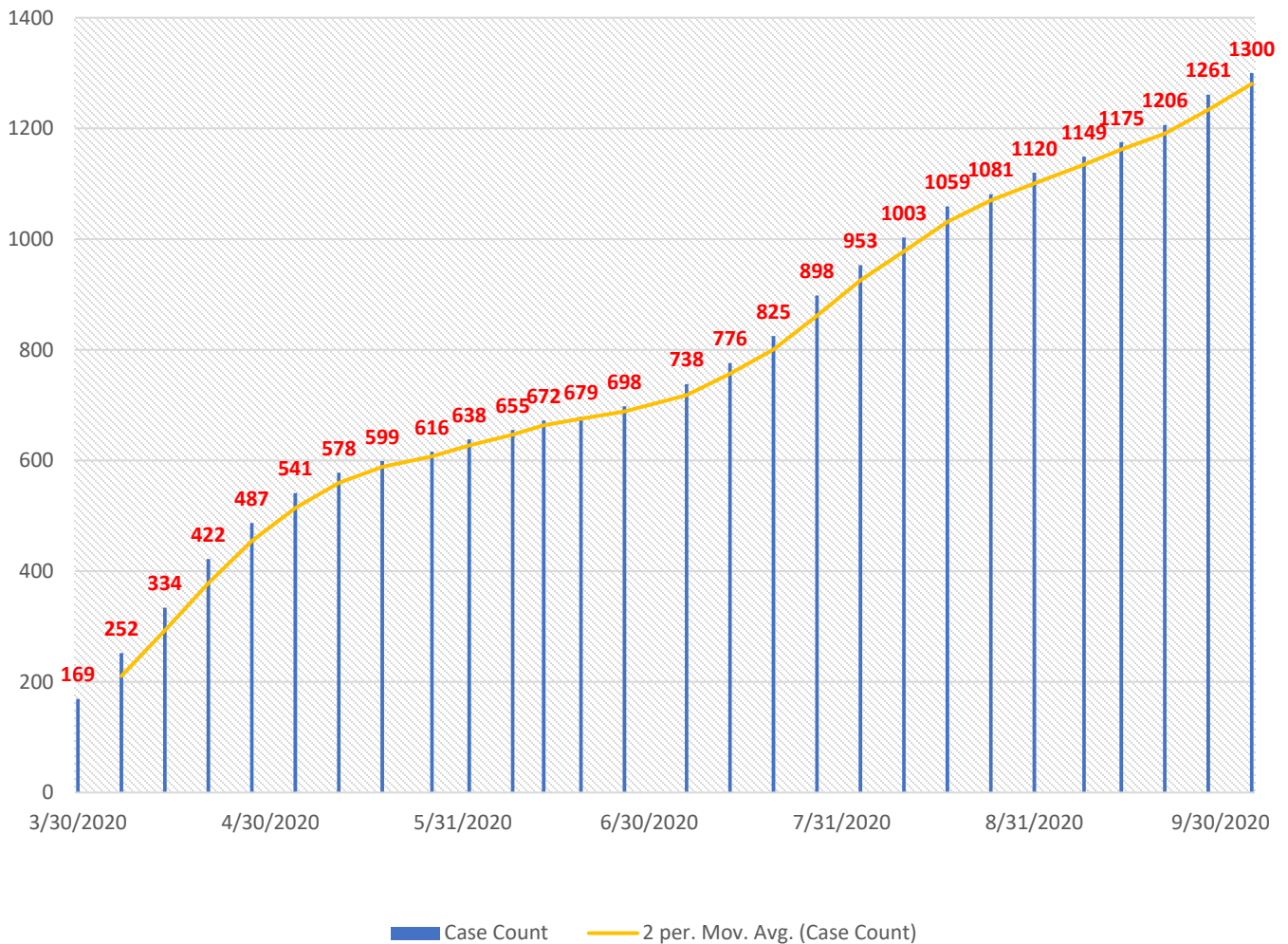
COVID-19 Council Update

October 5, 2020

Current Statistics as of 10/05/2020:

- Snohomish County – 8,361 Confirmed/Probable cases (+89 cases from 9/28)
 - 212 Deaths countywide
 - 825 Hospitalizations
 - 3.0% of Deaths/Confirmed Cases
- Washington State – 90,276 Confirmed cases; (+4,007 from 9/28)
 - 2,158 Deaths statewide (+58 deaths)
 - 7,622 Hospitalizations
 - 2.4% of Deaths/Confirmed Cases
 - Total tests administered 1,951,407
- City of Lynnwood – 1,300 Cases (+39 from 9/28) – 1,120 recovered

Lynnwood Trending



*Statistics and data compiled from the Snohomish Health District website and the Washington State Department of Health website.

Status Update:

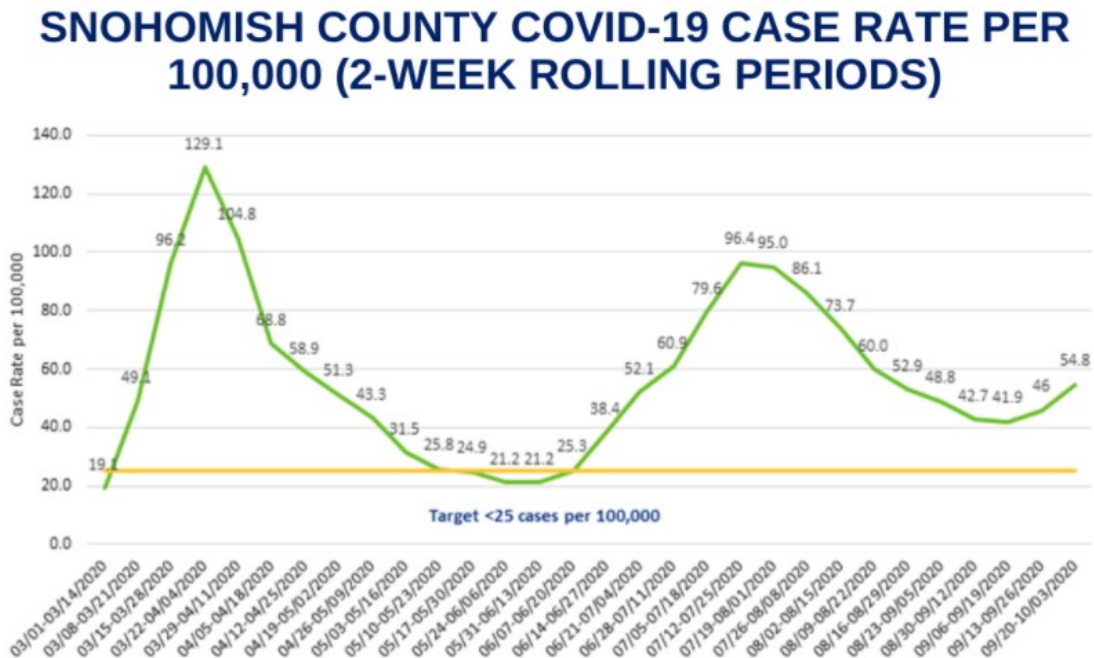
- **REMINDERS**

- Staying home is still the safest. If you do go out, keep it quick, keep your distance and wear a face covering. Recreate and do business locally to avoid spreading the virus across county lines. Limit the number of people outside of your household that you gather with every week. If you feel symptoms of COVID-19, get tested.

- **Symptoms:** Fever, Chills, Cough, Difficulty breathing, Fatigue, Muscle pain or body aches, Headache, Sore throat, Runny nose or nasal congestion, or New loss of taste or smell.
- **Asymptomatic individuals:** If you are a close contact of a confirmed case, or Live in a congregate setting, like a shelter, group home or assisted living facility, or Work in a location that has had a case, Part of a family or social network that has had a case, or Work in healthcare, EMS, law enforcement or other fields where work settings have a higher risk of catching or spreading COVID-19, or Are part of a racial or ethnic group that has been disproportionately impacted by this virus in terms of rate or severity of cases (this includes people who are Black, Latinx, Native American/Alaskan Native, or Pacific Islander).

- **Snohomish County Case Rates:** Snohomish County saw another increase in the COVID case rate per 100,000 population. The most recent two-week rate (through October 3) is 54.8 per 100,000, up from 46 for the last rolling two-week period.

Snohomish Health District updates case counts daily on weekdays, case rates weekly (on Mondays), and posts weekly snapshots and detailed reports on COVID-19 activity at www.snohd.org/casecounts.



- **Flu Shots** – it is important for the public to be aware of the need to protect themselves as much as possible during this flu season. If at all possible, please get a flu vaccination shot. This year will be different with the coronavirus also in circulation. Hospitals are already stressed and will be even more so during the upcoming fall and winter.
- **Free Flu Shots for Edmonds School District Families:** Edmonds School District has partnered with the Seattle Visiting Nurse Association to provide free drive-through flu clinics which begin today, and go through October 15th, at various locations. Drive-through clinics will be open to all Edmonds School District faculty, staff, students and their families (including children ages four and older). Participants need to register for an appointment and remain in their vehicle for the service to ensure a low-contact experience. For more information visit the ESD website.
- **Drive-thru Testing:** Outdoor testing sites are open.

Everett Testing:

- The Health District is offering drive through testing at the 3900 Broadway site Monday - Friday 9 a.m. to 4 p.m.

Lynnwood Testing:

- The Health District will be offering testing at the Lynnwood Food Bank on Tuesday, October 6. Appointments will be available from 9 a.m. to 4 p.m. at 5320 176th St SW.

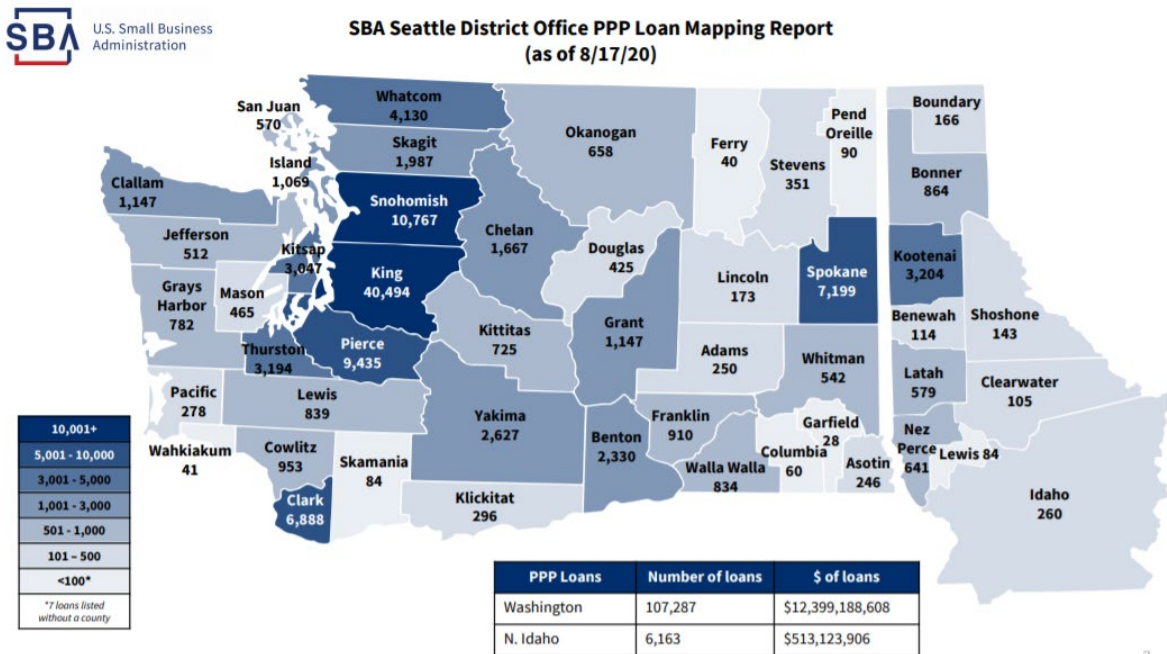
- **Lynnwood Utilities Update:** Since the beginning of the pandemic, Mayor Smith's Emergency Declaration included a moratorium on Lynnwood utility shut-offs due to lack of payment. Our utility billing staff have been working with our customers on payment plans and working to figure out if customers qualify for one of our utility rate discounts or rebate programs. Additionally, Governor Jay Inslee issued a moratorium on service disconnections and late fees through October 15, 2020 for all energy, landline telephones and water utilities.
 - Through the end of July, the amount of uncollected utility revenue that is 60+ days past due is approximately \$580,000.
 - The three largest unpaid categories are – 35% residential, 21% multi-unit apartments, and 21% commercial business.
 - At this time we have not had to reduce our level of service or undertake any operational adjustments to overcome this shortfall. We are actively watching this revenue trend.
- **Halloween Recommendations:** Per the Snohomish Health District, traditional trick-or-treating is considered a high-risk activity for COVID-19 transmission and is discouraged by public health officials. Staying at home is the safest, but if you do plan on trick-or-treating or handing out candy, be sure to take steps to prevent the spread of illness such as wear a face covering while out, practice social distancing, and be sure to stay home if you are sick.

The Lynnwood Recreation has a family-friendly and socially distanced Halloween drive through event scheduled.



- **Extended Telecommuting:** Employee telecommuting will continue through the end of 2020.
- **Staffing:** Staffing numbers, and levels of illness, have remained consistent throughout the pandemic.
- **Supporting Small Businesses:** The US Small Business Administration has administered Paycheck Protection Program Loans. The PPP is a loan designed to provide a direct incentive for small businesses to keep their workers on the payroll. SBA will forgive loans if all employee retention criteria are met, and the funds are used for eligible expenses.

Snapshot of loans administered locally as of August 17, 2020.



- Snohomish County: 10,767 loans for a total investment of \$1,111,912,442
- Lynnwood: 1,665 loans for a total investment of \$146,581,892

- **CARES Act Funding:** The City of Lynnwood is eligible to receive \$1,782,000 in federal CARES Act Funding.
 - Recap of \$1,782,000 CARES Act Funding allocations:
 - Technology Costs \$220,000
 - Payroll Costs (estimates) \$60,000
 - COVID-related expenses \$208,000
 - Business Relief Fund \$500,000
 - Community Relief Fund \$200,000
 - Round 2 of Business Relief Fund \$300,000
 - Additional Community Relief Funding \$50,000
 - Additional city expenses related to COVID-19 \$194,000
 - Grant to the Lynnwood Food Bank \$50,000