

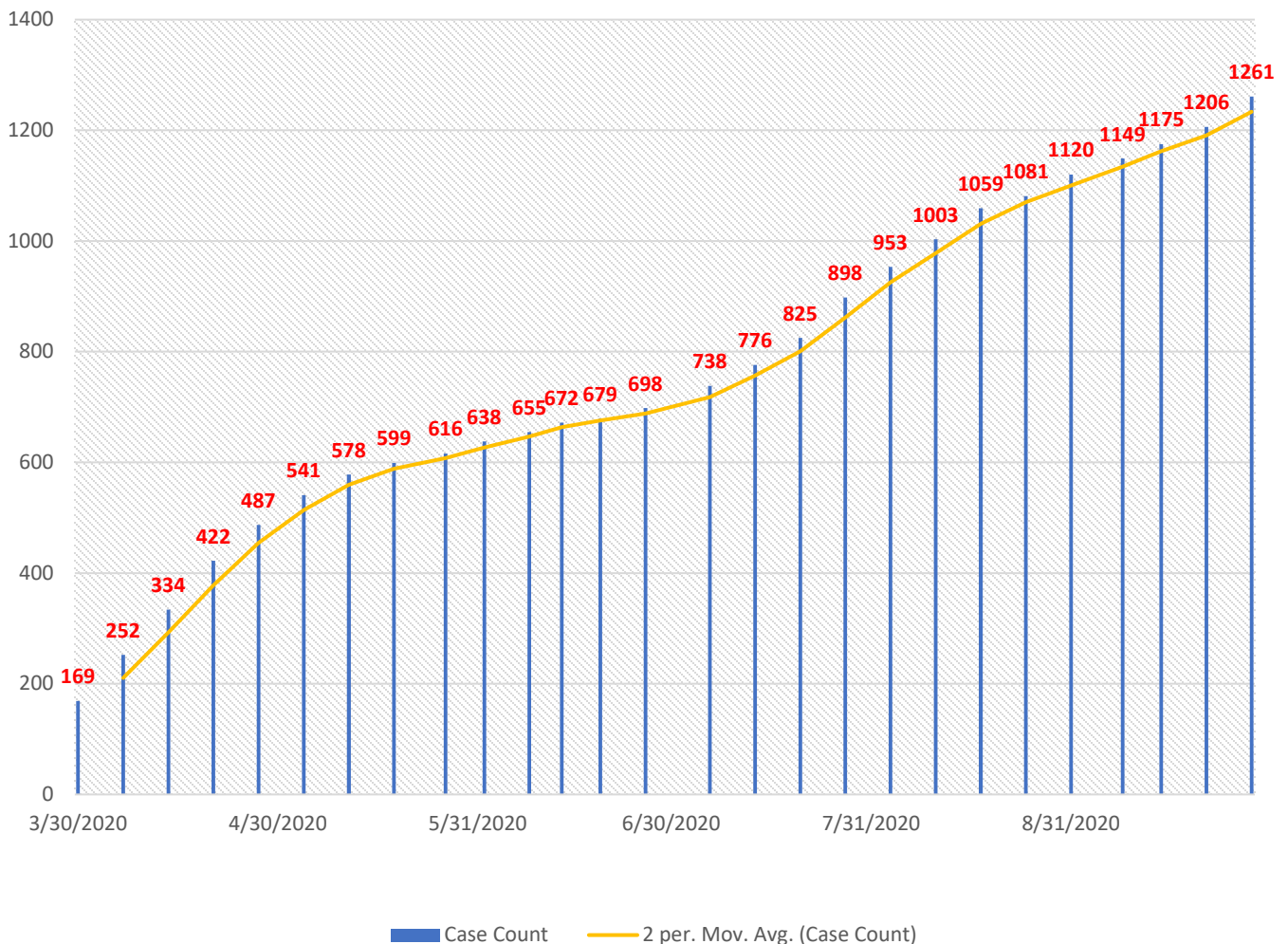
COVID-19 Council Update

September 28, 2020

Current Statistics as of 9/28/2020:

- Snohomish County – 8,089 Confirmed/Probable cases (+427 cases from 9/21)
 - 212 Deaths countywide
 - 811 Hospitalizations
 - 3.1% of Deaths/Confirmed Cases
- Washington State – 86,269 82,848 Confirmed cases; (+3,421 from 9/21)
 - 2,100 Deaths statewide (+45 deaths)
 - 7,455 Hospitalizations
 - 2.4% of Deaths/Confirmed Cases
- City of Lynnwood – 1,261 Cases (+55 from 9/21) – 1,089 recovered
 - 27 deaths

Lynnwood Trending



*Statistics and data compiled from the Snohomish Health District website and the Washington State Department of Health website.

Status Update:

- **REMINDERS**

- Staying home is still the safest. If you do go out, keep it quick, keep your distance and wear a face covering. Recreate and do business locally to avoid spreading the virus across county lines. Limit the number of people outside of your household that you gather with every week. If you feel symptoms of COVID-19, get tested.
 - **Symptoms:** Fever, Chills, Cough, Difficulty breathing, Fatigue, Muscle pain or body aches, Headache, Sore throat, Runny nose or nasal congestion, or New loss of taste or smell.
 - **Asymptomatic individuals:** If you are a close contact of a confirmed case, or Live in a congregate setting, like a shelter, group home or assisted living facility, or Work in a location that has had a case, Part of a family or social network that has had a case, or Work in healthcare, EMS, law enforcement or other fields where work settings have a higher risk of catching or spreading COVID-19, or Are part of a racial or ethnic group that has been disproportionately impacted by this virus in terms of rate or severity of cases (this includes people who are Black, Latinx, Native American/Alaskan Native, or Pacific Islander).

- **Snohomish Health District COVID website refresh:** The Snohomish Health District has rolled out a refreshed look for its COVID webpages. The homepage at www.snohd.org and COVID pages were updated to make it easier to find the most visited content on the site. In addition, www.snohd.org/covid, www.snohd.org/testing and www.snohd.org/casecounts were created as shortcuts so people can find the key pages more quickly.

CORONAVIRUS INFORMATION

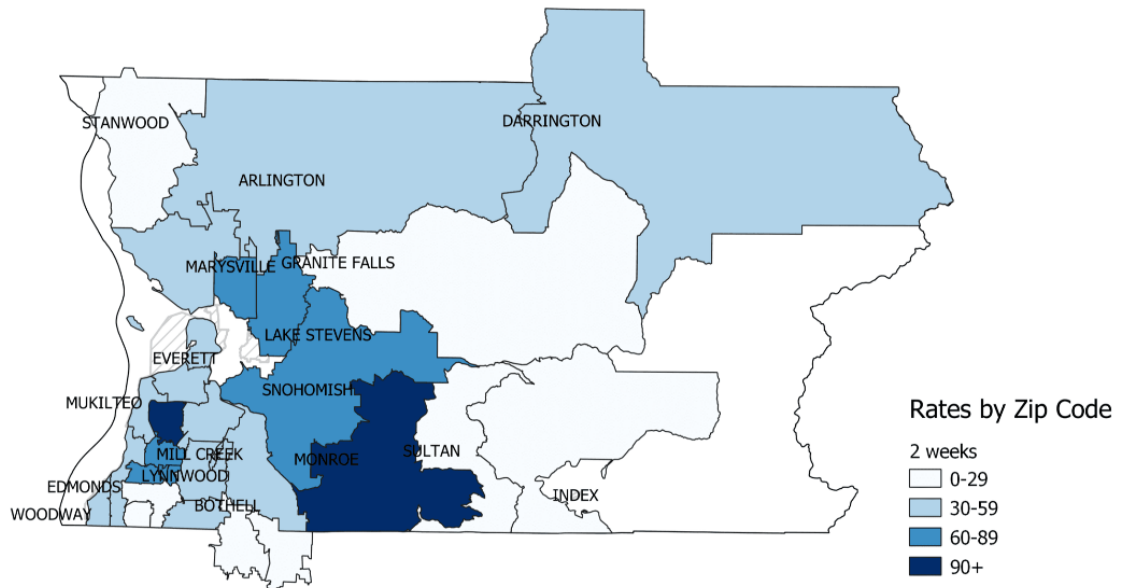
The Snohomish Health District is tracking COVID-19 carefully and working with the community to reduce the impacts of this virus. We can all help fight this pandemic by staying informed and prepared. This is an evolving situation, and these web pages are updated frequently.

Please click the topic buttons below for more information.



The Health District has also created three new maps that were published on Friday:

Snohomish County COVID-19 Case Rates Per 100,000, August 23 – September 5, 2020



- **Flu Shots** – it is important for the public to be aware of the need to protect themselves as much as possible during this flu season. If at all possible, please get a flu vaccination shot. This year will be different with the coronavirus also in circulation. Hospitals are already stressed and will be even more so during the upcoming fall and winter.

- **Drive-thru Testing:** Outdoor testing sites are open.

Everett Testing:


- The Health District is offering drive through testing at the 3900 Broadway site Monday - Friday 9 a.m. to 2 p.m.

Lynnwood Testing:

- The Health District will be offering testing at the Lynnwood Food Bank on Tuesday, September 29. Appointments will be available from 9 a.m. to 4 p.m. at 5320 176th St SW.

- **Is it a cold, flu or COVID?** As we enter the cold and flu season, the Joint Information Center has developed a series of social media posts and videos aimed at helping identify whether symptoms are a cold, the flu, or COVID. The first in the series was posted today. Find the full Cold, Flu or COVID informational graphic and learn more about signs and symptoms or exposure to COVID under the “COVID-19 Health Info” button at www.snohd.org/covid.

COLD, FLU OR COVID?




SIGNS & SYMPTOMS

Symptoms can vary from person to person. Not everyone will have every symptom. Remember that even one symptom can indicate illness.

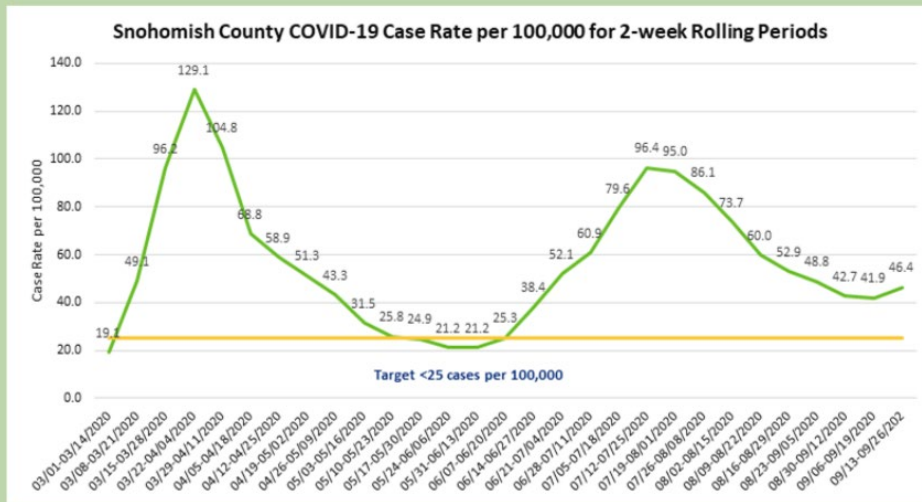
COLD	FLU	COVID-19
ALL: Cough • Sore throat • Runny or stuffy nose • Difficulty breathing Fatigue • Muscle pain or body aches • Possible vomiting and diarrhea		
FLU & COVID: Fever or chills • Headache		
New loss of taste or smell		

FOR MORE INFORMATION GO TO
WWW.SNOHD.ORG/COVID OR WWW.SNOHD.ORG/FLU



- After eight weeks of decreases, Snohomish County saw its first recent increase in the COVID case rate per 100,000 population. The most recent two-week rate (through September 26) is 46.4 per 100,000, up from 41.9 for the two-week period ending September 19.

Snohomish County COVID-19 Case Rates



After eight weeks of decreases, Snohomish County saw its first recent increase in the COVID case rate per 100,000 population. The most recent two-week rate (through September 26) is 46.4 per 100,000, up from 41.9 for the two-week period ending September 19.

- **RECESS:** A program to support our local families during our School District's distance learning. Options run Monday-Friday or just Wednesdays from 12-5:30pm. We have permanently changed the location of RECESS to the City Campus, using the Recreation Center and the surrounding outdoor areas to accommodate social distancing and allowing for outdoor activity.
 - Last week they juggled homework/Zoom meetings for 54 kids, all on different schedules.
 - "I am so grateful for all of the work you and your team have done to make RECESS happen! For me and my family, this is a lifesaver for us. It will make an incredible difference for our family, particularly with our circumstances!! I am over the moon relieved and excited that Z will be in such an enriching environment (and basically OUTSIDE after a summer of Minecraft) to socialize, do her homework, and be a kiddo!!"
- **Extended Telecommuting:** Employee telecommuting will continue through the end of 2020.
- **Staffing:** Staffing numbers, and levels of illness, have remained consistent throughout the pandemic.
- **CARES Act Funding:** The City of Lynnwood is eligible to receive \$1,782,000 in federal CARES Act Funding.
 - Recap of \$1,782,000 CARES Act Funding allocations:

▪ Technology Costs	\$220,000
▪ Payroll Costs (estimates)	\$60,000
▪ COVID-related expenses	\$208,000
▪ Business Relief Fund	\$500,000
▪ Community Relief Fund	\$200,000
▪ Round 2 of Business Relief Fund	\$300,000
▪ Additional Community Relief Funding	\$50,000
▪ Additional city expenses related to COVID-19	\$194,000
▪ TBD	\$50,000
 - **Small Business Relief Grant Program Update:** The second round of Small Business Relief Grant Program was announced on Friday, September 18th and closed at 4pm on September 27, 2020.
 - Received an additional 59 applications.
 - We will begin our review of the applications and screen for eligibility. Hope to announce the second round of grant applicant awardees by October 13, 2020.

- **Rental / Mortgage Assistance Program Update:**
 - Received 620 applications
 - Approved 177 applications to date (68 new applications approved since last update)
 - Total amount funded through approved applications: \$143,860
 - Demographic Breakdown of Lynnwood residents served:
 - 34% Latinx
 - 21% White
 - 18% Black
 - 18% Asian
 - 5% Indigenous/ Native
 - 2% Pacific Islanders
 - Visited Whispering Pines last week and approved 37 applications. Planning another outreach opportunity with Homage Senior Services.
 - Communities of Color Coalition is also partnering with the Volunteers of America and Snohomish County on an Eviction Rental Assistance Program. In one week they have taken over 50 applications with 30 of them being in the City of Lynnwood.