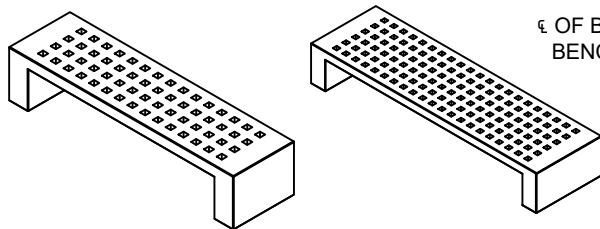
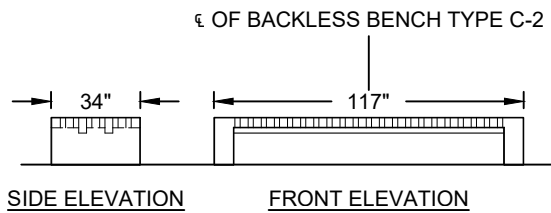
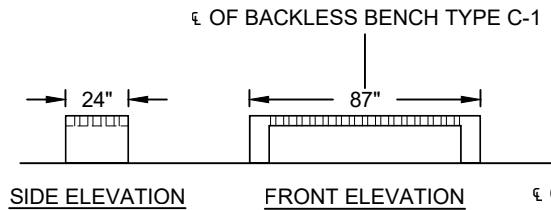
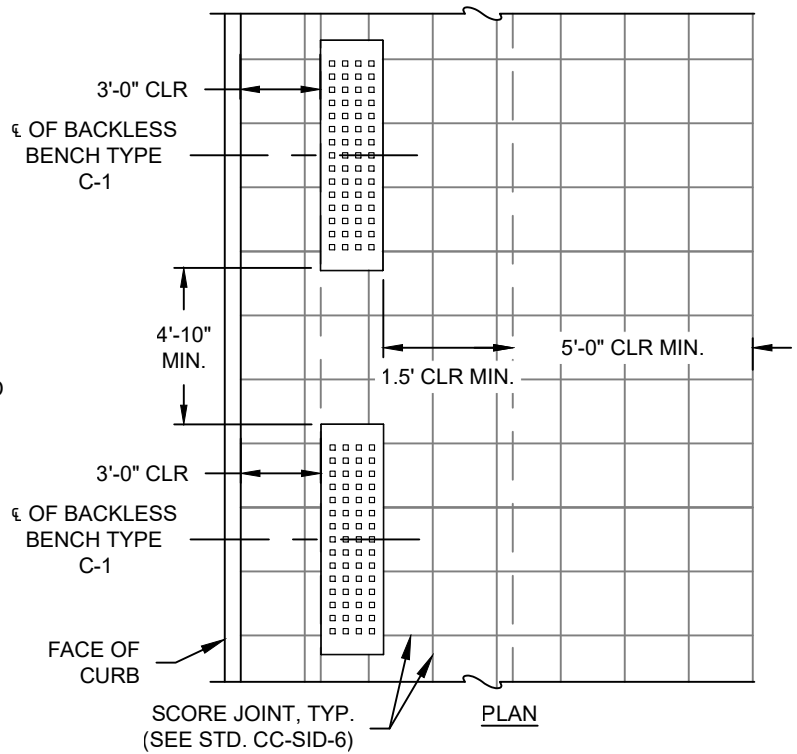
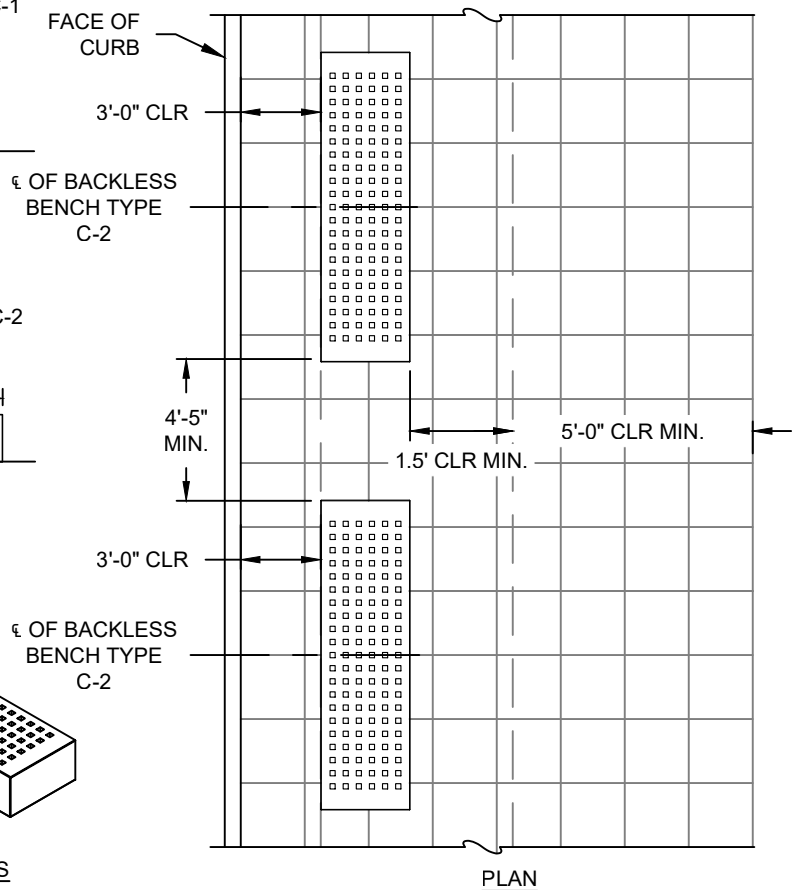


NOTES:

1. APPLIES TO ALL STREETScape TYPES.
2. BACKLESS BENCHES MUST BE PLACED TO MEET ADA GUIDELINES. SEE STANDARD DETAIL CC-SID-8.
3. BENCH TYPE C-1 AND C-2 SHALL BE "MAYO" BY LANDSCAPE FORMS, OR APPROVED EQUAL.
4. BENCH TYPE C-1 AND C-2 SHALL BE REINFORCED "GREY" CAST STONE WITH ACID-ETCHED, WATERPROOFED FINISH AND ANTI-GRAFFITI COATING.
5. BENCH SHALL BE INSTALLED FREESTANDING, LEVEL AND PLUMB.
6. REFER TO MANUFACTURER'S RECOMMENDED METHOD FOR INSTALLATION.
7. BENCH SHALL BE CONSTRUCTED WITH MATERIALS AND FASTENERS THAT ARE RESISTANT TO VANDALISM, RUST, OXIDATION, AND LOOSENING.



BENCH TYPE C-1 AND C-2 AXONOMETRICS



CITY CENTER BENCH TYPE C

CC-SID-11-City-Center-Bench-Type-C.dwg

DRAWING NUMBER	CC-SID-11
SCALE	NONE
REVISION DATE	08/21
DEPARTMENT	PW