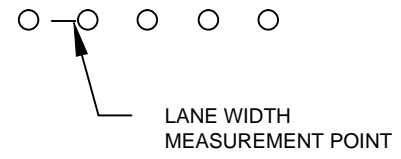
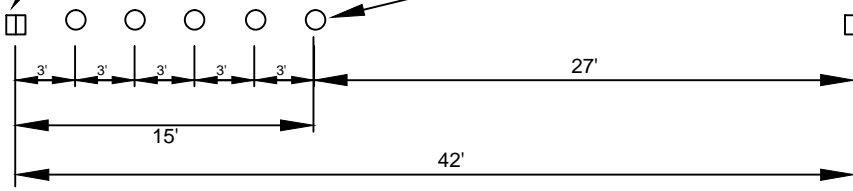


TYP TRAFFIC FLOW →

TYPE 2W (WHITE, ONE SIDE ONLY)

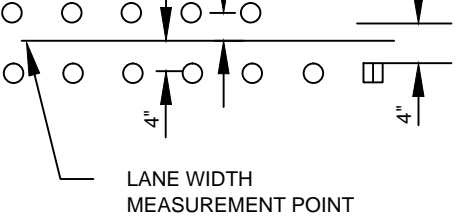
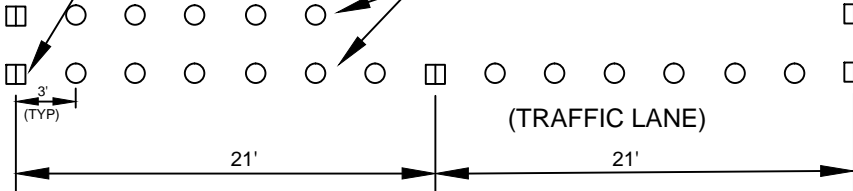
TYPE 1 WHITE



LANE STRIPE

TYPE 2YY (YELLOW, BOTH SIDES)

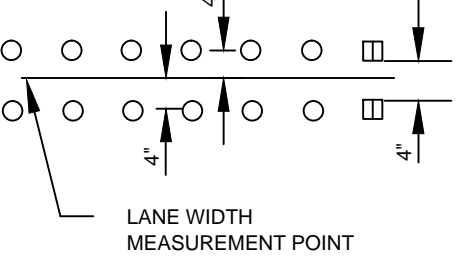
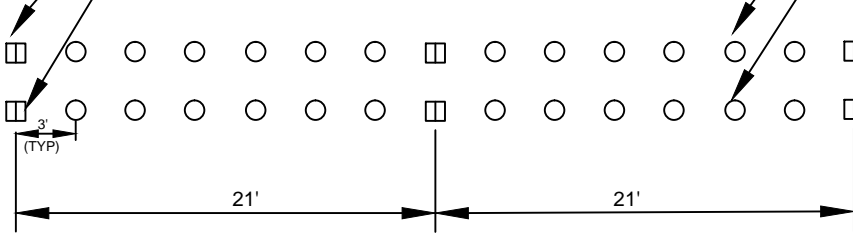
TYPE 1 YELLOW



TWO WAY LEFT TURN STRIPE

TYPE 2YY (YELLOW, BOTH SIDES)

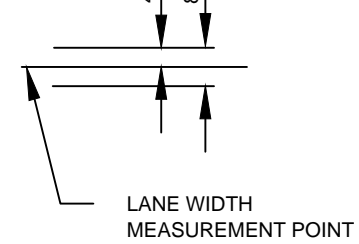
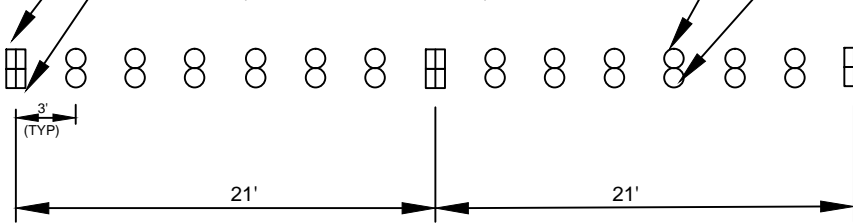
TYPE 1 YELLOW



DOUBLE YELLOW CENTER STRIPE

TYPE 2W (WHITE, ONE SIDE ONLY)

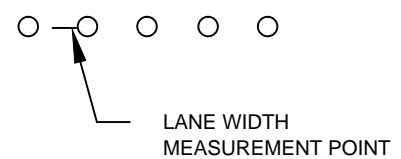
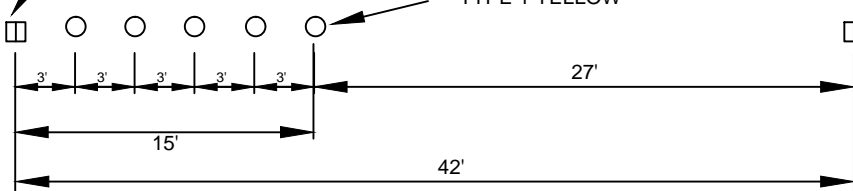
TYPE 1 WHITE



GORE STRIPE

TYPE 2YY (YELLOW, BOTH SIDES)

TYPE 1 YELLOW



SKIP CENTER STRIPE



PAVEMENT MARKING DETAILS

DRAWING NUMBER	STD7-17
SCALE	NONE
REVISION DATE	03/02
DEPARTMENT	PW