


# 2019 Force, Pursuits, & Collisions

Planning, Training, & Accreditation Section



## 2019 Force, Pursuits & Collisions



***The Mission of the Lynnwood Police Department is to provide proactive, competent, and effective public safety services to all persons, with the highest regard for human dignity through efficient and professional law enforcement and crime prevention practices.***

TABLE OF CONTENTS

Introduction..... Pg. 4

Mission, Vision and Values..... Pg. 5

Use of Force / Police..... Pg. 6

K9 Applications..... Pg. 8

Taser Applications..... Pg. 9

Other Force Types..... Pg. 10

Use of Force / Custody..... Pg. 11

Demographics..... Pg. 13

Officer Injuries..... Pg. 13

Force Summary..... Pg. 14

Pursuits..... Pg. 15

Officer-Involved Collisions..... Pg. 17

Training..... Pg. 18

## 2019 Force, Pursuits & Collisions

# INTRODUCTION

To support our mission, the Lynnwood Police Department carefully tracks and reviews significant events that can often occur when providing law enforcement services. For example, if force has been used by a police officer to restore safety, it should be scrutinized to ensure compliance with policy, training, and the law. Other significant events that demand this same level of critical analysis involve police pursuits and officer-involved collisions. For ease of reading, this report will be organized into the following four sections



### USE OF FORCE

One objective of this report is to provide an overview of the use of force used by Lynnwood officers in 2019. Ideally, the report will provide some context on what kind and how often force was used by officers. The report will also look at demographics associated with those instances involving force. Police K9 and Taser applications will be examined separately.



### PURSUIITS

This section examines the circumstances when Lynnwood police officers pursue criminals during their duties; that is, what level of criminal activity precipitated a vehicle pursuit and how the pursuit was ultimately resolved.



### COLLISIONS

This section will look at those instances when an officer was involved in a vehicle collision. Both preventable and non-preventable collisions will be identified, and comparisons made to the previous year.



### TRAINING

Lastly, this section will provide an overview of the number of training hours provided to Lynnwood Police personnel and our volunteers as well as a list of some of the formal training staff attended as part of our commitment to our core value of *Professionalism*.

## OUR MISSION

The Mission of the Lynnwood Police Department is to provide proactive, competent, and effective public safety services to all persons, with the highest regard for human dignity through efficient and professional law enforcement and crime prevention practices.

## OUR VISION

Our Vision is to be recognized by our community as a major factor in determining and ensuring the quality of life in Lynnwood. We desire to be viewed as a leader in the law enforcement community; an organization that is committed to innovation and positive change in our endeavor to continually improve the quality of our service.

## OUR VALUES

### *Professionalism*

Committed to professional development while providing ethical, proficient, and respectful service.

### *Vigilance*

Keeping the community safe through proactive and tenacious pursuit of violators of the law.

### *Community*

Cultivating positive interactions by fostering trust; and partnering with citizens to create a high quality of life.



## USE OF FORCE – POLICE OFFICERS

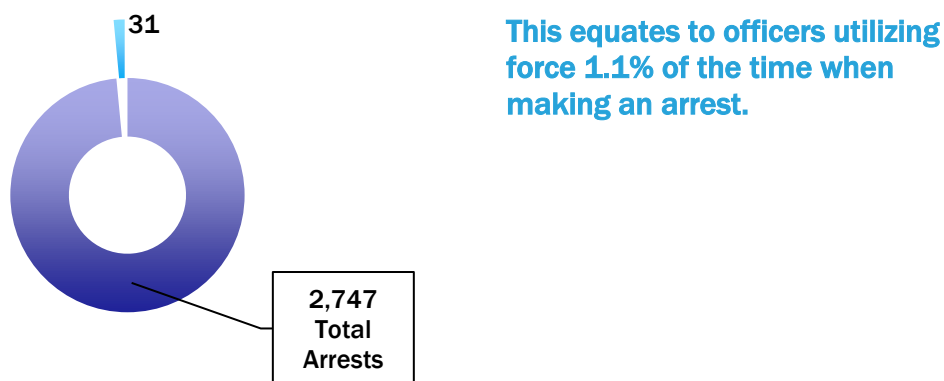
The Lynnwood Police Department follows the Washington Association of Sheriffs & Police Chiefs (WASPC) guidelines with respect to documenting the use of force. One important component of these guidelines is that officers are required to document any force capable of causing injury. When reviewing the numbers below it is important for the reader to understand a force report could be triggered even if there was no complaint of pain, or visible injury.

- Force Events By Police Officers

In 2019, Lynnwood Police officers handled a total of 46,352 incidents, which included both dispatched calls as well as self-initiated officer activity. The vast majority of these calls do not result in an arrest. However, in 2019, officers made 2,747 arrests.

Of these 2,747 arrests, there were thirty-one (31) incidents of reportable force documented per WASPC guidelines.

### 31 Total Force Events



The specific types of force and frequency will be examined in the following chart.

It is important for the reader to note that more than one type of force may have been recorded in a single event. In other words, officers may have pointed a firearm at a suspect and then utilized physical controls on the same individual. Although this just involved one individual out of the thirty-one (31) listed above, it may show up as two (2) types of force in the charts that follow.

## 2019 Force, Pursuits & Collisions

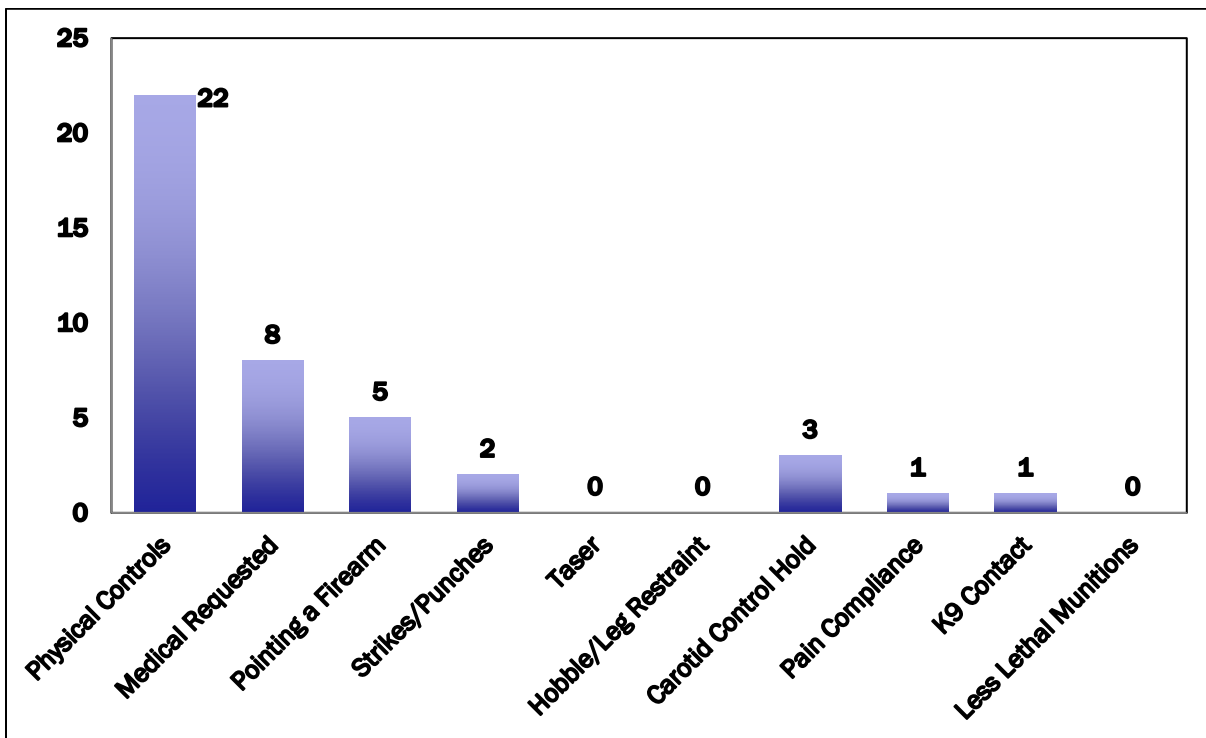


Chart 1 - Force Type/Frequency by Police

- Physical Controls

As noted in the graph above, “*physical controls*” – with twenty-two (22) recorded instances – was the most common type of force utilized by police officers. One example of a *physical control* is when an officer uses a “hands-on” approach, in some manner, on a subject to overcome physical resistance. Commonly used physical controls are escort techniques such as “wrist-locks” or “arm-bars.”

- Medical Requested

The second most frequently recorded category of force is classified as “*medical requested*” – with eight (8) recorded instances. “Medical requested” events are reported whenever a suspect sustained an injury and/or required medical attention, after a lower-level physical confrontation with an officer. The majority of these are minor abrasions or cuts sustained by the individual. This number is exclusive of Taser, K9 Contacts, and Carotid Control Holds, which automatically generate a medical evaluation and are counted separately from the “medical requested” events.

## 2019 Force, Pursuits & Collisions

### • Pointing Firearms

The “*pointing of a firearm*” is also recorded because it is inherently dangerous and capable of causing significant injury and/or death. There were five (5) recorded events where an officer pointed their firearm at a suspect in 2019.

### • K9 Applications

A K9 application could be a search for a fleeing suspect or a search for evidence (such as narcotics). For the purposes of this report, it is those instances when a police K9 has physically contacted a suspect that qualifies as a force incident.

All Lynnwood Police Department K9 applications that result in a defined contact are reviewed internally. The review process entails a K9 Board of Review, which convenes to analyze the circumstances surrounding the K9 contact. The Board then submits a recommendation to the Chief of Police who ultimately determines if the K9 application was *Justifiable*, *Non-Justifiable*, or *Accidental*.

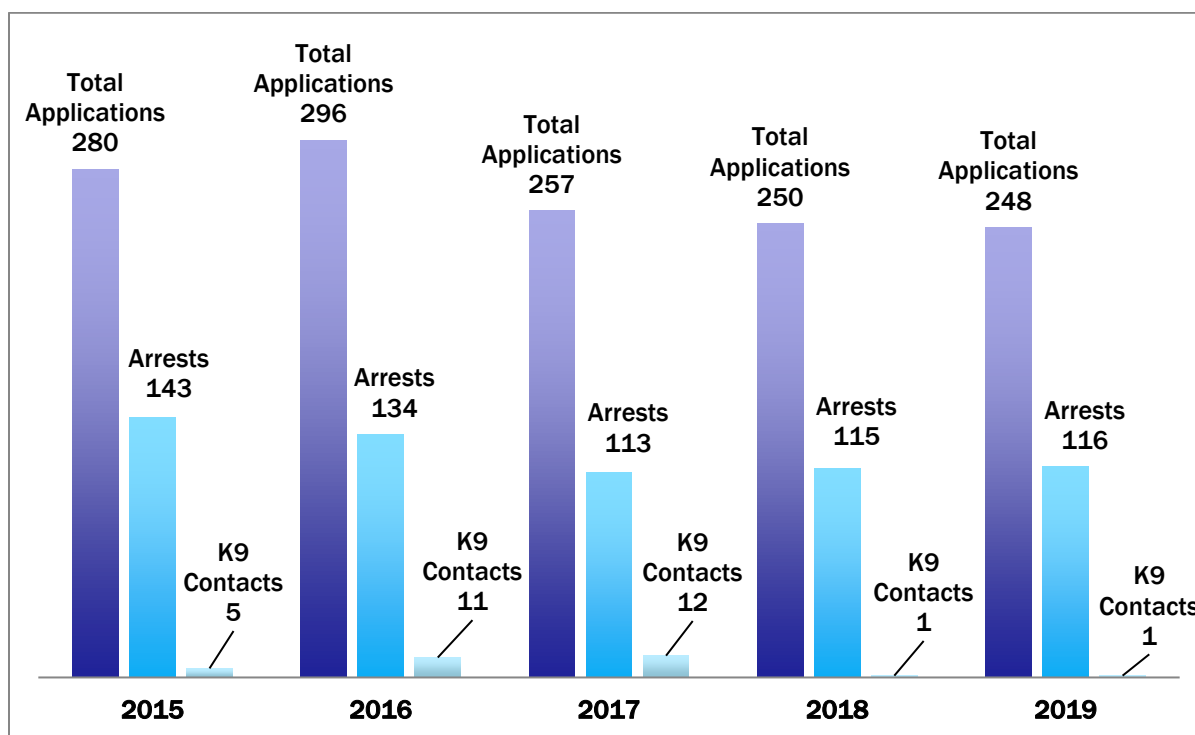


Chart 2 - K9 Contacts Last 5 Years



## 2019 Force, Pursuits & Collisions

The above chart contains data for the last five years of K9 contacts compared to the total number of K9 applications and K9 arrests for each year.

As the above chart depicts, from 2017 through 2018, there was a reduction in K9 contacts – twelve (12) contacts in 2017 compared to one (1) contact in 2018. Some contributing factors for this reduction might include:

- K9 unit staffing was reduced by one officer and police K9 (a 25% reduction).
- Policy regarding K9 deployment factors was changed from *reasonable suspicion* to the higher standard of *probable cause*.
- There was a reduction in “outside agency” deployments. An “outside agency” deployment is when a Lynnwood K9 team assists another jurisdiction.

In 2019, the single documented use of force involving a K9 contact was found to be *Justified* by the Chief of Police.

## • Taser Applications

The use of the TASER X-26 Electronic Control Device by Lynnwood Officers continues to be an effective option in attempting to overcome active resistance and gain lawful compliance in official law enforcement activities. In 2019, Lynnwood officers were involved in a total of zero (0) Taser applications.

The graph below indicates the frequency of use of the Taser over the last five years.

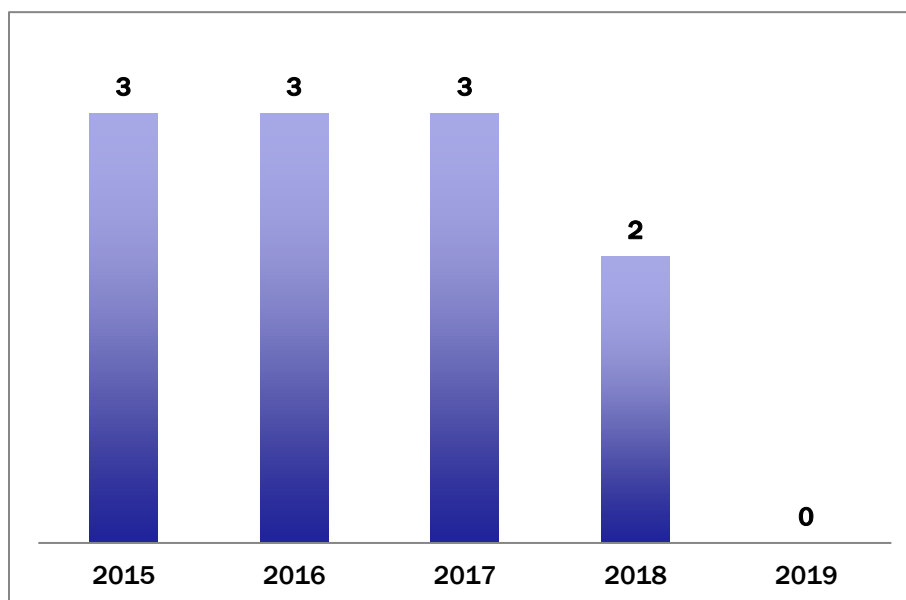


Chart 3 - Taser Applications Last 5 Years

## 2019 Force, Pursuits & Collisions

---

- Other Force Types

In 2019, there was no documented use of Oleoresin Capsicum (OC) spray or baton/impact tools by Lynnwood officers (nor have they been utilized in the previous four years). There were no deadly force incidents reported in 2019 (i.e. an officer-involved shooting).

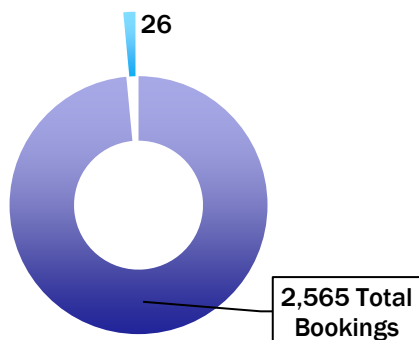
One other category in Chart 1 above that merits further definition is the “pain compliance” category. “Pain compliance” techniques are defensive tactics such as stimulating pressure points in order to gain compliance from a combative individual.

**2019 Force, Pursuits & Collisions**

## USE OF FORCE – CUSTODY OFFICERS

In 2019, Custody Officers performed over 2,565 bookings with an average daily population of forty (40) inmates. There were twenty-six (26) incidents of reportable force documented per WASPC guidelines by custody officers.

### 26 Total Force Events



Data shows force is used less than 1% on individuals booked into the jail.

The specific types of force and frequency will be examined in the following chart.

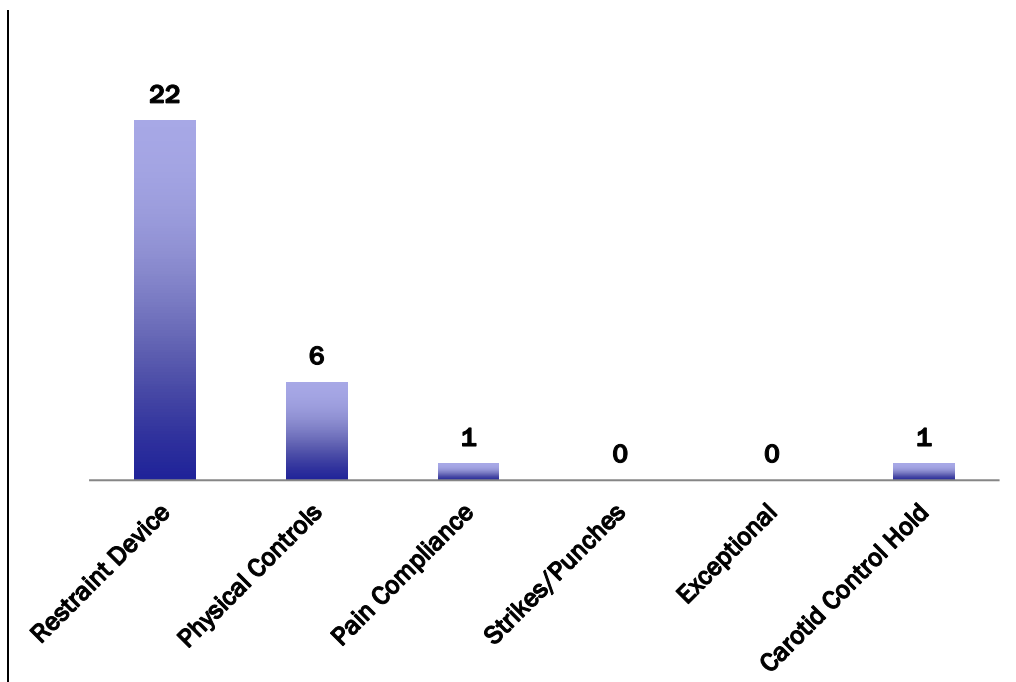


Chart 4 - Type/Frequency of Force by Custody Officers

## 2019 Force, Pursuits & Collisions

---

Again, it is important for the reader to note that more than one type of force may have been recorded in a single event. In other words, custody officers may have had to utilize more than one type of force on the same individual to restore compliance.

- **Restraint Device**

The jail recorded twenty-two (22) uses of a “*restraint device*”. These devices are most commonly utilized on individuals who are either being physically combative, or actively trying to harm themselves. Whenever an individual is placed into a restraint device they are regularly monitored and removed from the device as soon as practicable.

- **Physical Controls**

“*Physical controls*”, with six (6) recorded instances, was the second most common force tactic utilized by custody officers.

- **Carotid Control Hold**

In 2019, the jail recorded one (1) use of force incident where the application of the carotid control hold was used. This is an upper level use of force generally applied to combative and/or aggressive subjects. Following any carotid control hold application, the subject involved is evaluated by trained medical staff.

## 2019 Force, Pursuits & Collisions

# DEMOGRAPHICS

The demographic analysis of those upon whom force was used will include a breakdown of gender, ethnicity, and residential data.

Of the fifty-seven (57) subjects to whom force was applied, 77% (or 44 individuals) were male while about 23% (or 13 individuals) were female.

For reporting purposes, ethnicity is composed of seven subgroups. They include White, Black, Hispanic, Asian, Native American, Pacific Islander, and Unknown. The following graph shows the collective racial breakdown for the fifty-seven (57) subjects who had reportable force used on them.

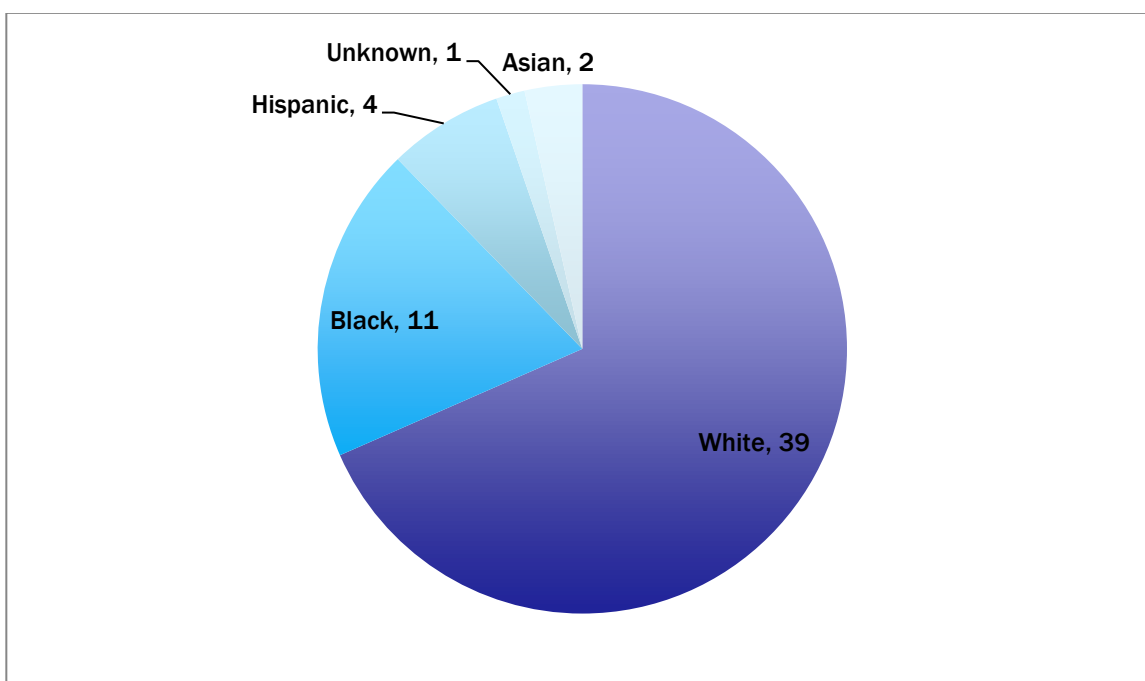


Chart 5 - Ethnicity

Residential data is also examined when looking at force incidents. Of the fifty-seven (57) subjects to whom force was applied, 37% were Lynnwood residents while 63% were non-residents.

# OFFICER INJURIES

During 2019, there was a total of six (6) use of force incidents that also resulted in an injury to an officer. This equates to 11% of the fifty-seven (57) total force events recorded in 2019.

## 2019 Force, Pursuits & Collisions

---

# FORCE SUMMARY

The Lynnwood Police Department follows the Washington Association of Sheriffs & Police Chiefs (WASPC) guidelines with respect to documenting the use of force. One important component of these guidelines is that officers are required to document any force capable of causing injury.

In 2019, force was reported in fifty-seven (57) incidents. Thirty-one (31) reported incidents involved police personnel while twenty-six (26) involved custody personnel. Use of force numbers for 2019 reveal the vast majority of force utilized by Lynnwood personnel involve physical controls. Physical controls could range from holding an arm of a resisting suspect during an arrest to a “wrist-lock” on a resistive subject to direct the subject to move to another area.

The Lynnwood Police Department utilizes a careful documentation and review process when personnel use force and this report is just one component of a regular and ongoing review process. Our documentation and review process comports to best practices in addition to meeting WASPC accreditation standards. In addition, police personnel are regularly trained in force options and defensive tactic techniques to include extensive training in de-escalation, creating time and distance, communication, Crisis Intervention Team training, and other techniques designed to reduce or mitigate the need for force from the outset.



## 2019 Force, Pursuits & Collisions

# PURSUIT

In 2019, Lynnwood police officers were involved in four (4) pursuits.

- On April 18, 2019, officers were attempting to contact a subject with numerous felony warrants in the 5500 Block of 176<sup>th</sup> St SW. The suspect was spotted driving on 176<sup>th</sup> ST SW and fled into the Wal Mart parking lot when officers attempted to stop his vehicle. The suspect exited the parking lot, driving the wrong way on Highway 99 and the pursuit was terminated by the supervisor.
- On August 29, 2019, officers attempted a traffic stop on a vehicle occupied by a domestic violence assault suspect when the suspect fled. A brief pursuit ensued, and a pursuit intervention technique was executed on the suspect vehicle and the suspect was taken into custody.
- On November 13, 2019, officers responded to a report of a robbery with a firearm involving multiple suspects. Responding officers located and attempted to stop the suspect vehicle. A traffic stop was initiated during which time the driver surrendered and the passenger moved to the driver's seat and fled the scene. Officers initiated a pursuit but terminated after they lost sight of the vehicle after it entered Interstate 5.
- On December 29, 2019, officers responded to a report of a robbery and the suspect vehicle was located. A traffic stop was attempted on the vehicle, but the driver fled and a pursuit was initiated. The pursuit was terminated by a supervisor after approximately 48 seconds.

These four pursuits represent a slight increase in pursuits from 2018, but still below the ten-year average, as illustrated in the following chart.

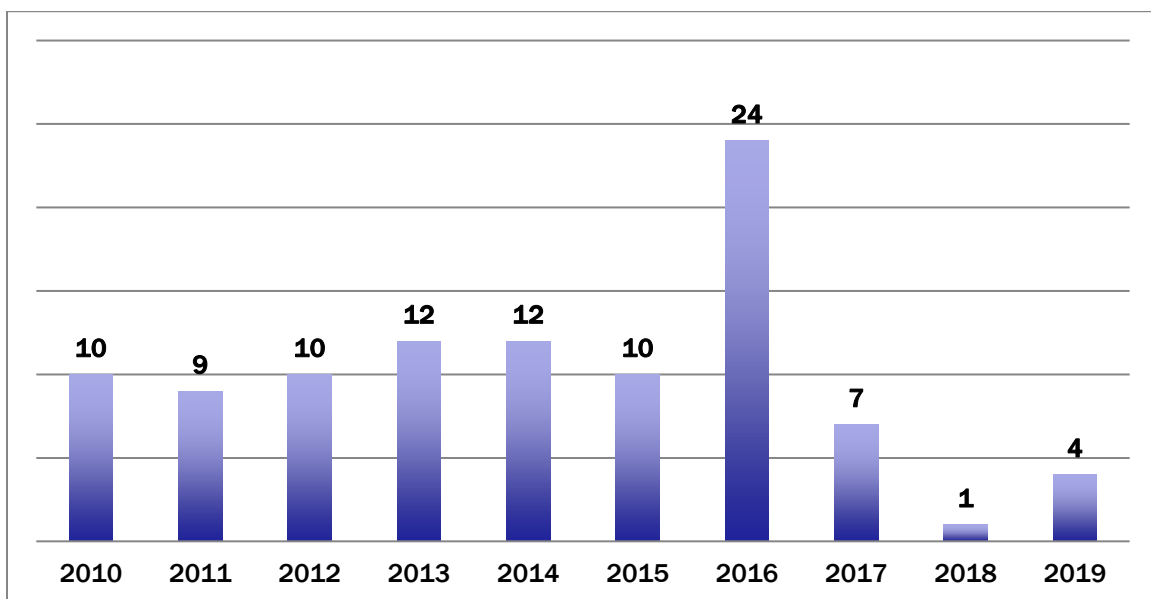


Chart 6 - Ten Year Pursuit Comparison (2010 - 2019)

## **2019 Force, Pursuits & Collisions**

---

One observable factor in the decrease in pursuits over the past two years, stems from a change in our pursuit policy; these changes became effective in January of 2018. The policy change required additional objective factors needed to be present in order for an officer to engage in a pursuit. Another change was a requirement of having direct supervisor approval in order to continue a pursuit. These changes were implemented to enhance safety to the public, the involved officer(s), and the involved suspect(s), as police pursuits are inherently dangerous events.

## **2019 Force, Pursuits & Collisions**

---

# **OFFICER INVOLVED COLLISIONS**

Lynnwood officers were involved in thirteen (13) collisions in 2019.

By comparison, there were twelve (12) officer-involved collisions in the preceding year.

All officer-involved collisions are reviewed to determine if the collision was preventable or non-preventable. Of the thirteen (13) collisions in 2019, four (4) were determined to be preventable. Most of these involved backing or slow-speed maneuvers. Two (2) were determined to be preventable with justification. These involved the use of the police vehicle to intentionally stop a suspect from fleeing.

A low-speed forward and backing obstacle course continues to be a training component that is emphasized annually during our Emergency Vehicle Operations Course (EVOC) training.

**2019 Force, Pursuits & Collisions**

## TRAINING

A significant part of the Lynnwood Police Department's Planning, Training, and Accreditation Section's mission is to provide quality training on all aspects of police work to departmental members and employees.

The following table shows the distribution of training hours attended by staff and volunteers at the department for 2019:

<b>POLICE TRAINING ACTIVITY</b>	<b>2019 Hours</b>
Roll Call	265
Firearms	1,003
SWAT	1,624
Traffic	726
K9	2,288
Police Skills Refresher Training	1,462
Crisis Intervention / De-Escalation Training	642
Other Formal Training	5,528
<b>SUB-TOTAL (Hours)</b>	<b>13,538</b>
Citizens Patrol	1,224
Explorers	950
VIPS	36
Car Seat Technicians	70
<b>TOTAL TRAINING HOURS</b>	<b>15,818</b>

- **Police Skills Refresher Training**

Department personnel, to include officers, detectives, and sergeants, attended our Police Skills Refresher (PSR) training program. Topics in 2019 included an emergency vehicle operations course (EVOC), less-lethal impact munitions, defensive tactics to include re-certifications for Carotid Control Hold and Taser, legal update, officer well-being and mindfulness, a medical course to include, emergency first aid, AED refresher, CPR refresher, Naloxone update. Congruent with PSR, the Jail Skills Refresher (JSR) program also provided

## 2019 Force, Pursuits & Collisions

---

custody specific skills refresher training to custody personnel. This training included defensive tactics, first aid, AED refresher, and scenario-based training.

- **Crisis Intervention/ De-Escalation Training**

Department personnel, including Police and Custody Officers, receive annual and advanced training specifically focused on De-escalation and Crisis Intervention. In 2019, Department personnel received over 642 hours of training in these areas. Officers attended or received additional training in topics to include:

- Annual Crisis Intervention Training Refresher
- De-Escalation and Frontline Service Providers
- Full Spectrum De-Escalation Training
- Crisis Intervention for Corrections
- Adolescents in Crisis

- **Firearms Training**

As in previous years, we had six opportunities for members of the department to train and qualify with their service weapons. Half of these ranges involved shooting in low light conditions. These ranges included a rifle component as well as the opportunity for officers to qualify with a less lethal impact delivery system. Our regular range training is enhanced with a pistol familiarization course for new employees. We also provided Firearms Training Simulator (FATS) training earlier in the year to allow officers to work through various real-time scenarios involving use of force decision-making. In summary, we have provided **1003 hours** of firearms-related training to the men and women of the department in 2019.

## 2019 Force, Pursuits & Collisions

### • Other Formal Training

Formal training attended by personnel instructed by outside entities is considered “other formal training.” Courses we sent personnel to during 2019 included:

Jail & Prisoner Issues  
 Peer Support Training  
 Basic Automated Fingerprint Identification System Training  
 FBI National Academy  
 Child Abuse Response Team Training  
 National Association of Field Training Officers Conference  
 Undercover School  
 Defensive Tactics for the Female Officer  
 Cell Extraction Training  
 Washington State Police Canine Association Conference  
 Drug Recognition Expert Annual Training  
 FBI National Academy Spring Conference

Washington State Narcotics Investigators Association Training Summit  
 Combat First Aid Course  
 Association of Washington Cities Conference  
 First Level Supervision  
 Washington Association of Sheriffs & Police Chiefs Spring Conference  
 Northwest Gang Investigators Association Annual Symposium  
 Campus Violence Against Women  
 De-Escalation Training  
 Active Shooter Training  
 FBI National Conference  
 Rolling Surveillance School  
 Drug Recognition Expert National Conference  
 FBI National Academy Fall Conference





## 2019 Force, Pursuits & Collisions

---

