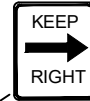


WORK AREA AND
TRUCK WITH FLASHING
BEACON OR BOOM
TRUCK W/FLASHING
YELLOW BEACON



(W4-7A)
24"x30"



(W20-1)
48"



SEE NOTE 1

ONLY

SEE NOTE 1



(W20-1)
48"

NOTES:

1. SPACING PER LATEST EDITION OF THE MUTCD.
2. SEE TRAFFIC GENERAL NOTES FOR FURTHER NOTES.


LEGEND:

- ☉ CONE OR CHANNELIZING DEVICE
(SEE STD. TR-TC-17)

TABLE A

SPEED (MPH)	TAPER LENGTH (FT)		CONE SPACING ALONG TAPER (FT)
	OFFSET WIDTH		
	10'	12'	
25	100	120	25
30	150	180	30
35	200	240	35
40	270	320	40
45	450	540	45

TAPER LENGTH
(TABLE A)

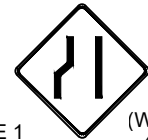


SEE NOTE 1



48"

SEE NOTE 1



(W4-2L)
48"

SEE NOTE 1



(W20-5L)
48"

(W20-1)
48"